

[This Page Intentionally Left Blank.]

TABLE OF CONTENTS

Aquila Tax-Free Trust of Arizona	
Investment Objective	1
Fees and Expenses of the Fund	1
Principal Investment Strategies	2
Principal Risks	2
Fund Performance	5
Management	6
Purchase and Sale of Fund Shares	6
Tax Information	6
Payments to Broker-Dealers and Other Financial Intermediaries	6
Aquila Tax-Free Fund of Colorado	
Investment Objective	7
Fees and Expenses of the Fund	7
Principal Investment Strategies	8
Principal Risks	8
Fund Performance	11
Management	12
Purchase and Sale of Fund Shares	12
Tax Information	12
Payments to Broker-Dealers and Other Financial Intermediaries	12
Aquila Churchill Tax-Free Fund of Kentucky	
Investment Objective	13
Fees and Expenses of the Fund	13
Principal Investment Strategies	14
Principal Risks	14
Fund Performance	17
Management	18
Purchase and Sale of Fund Shares	18
Tax Information	18
Payments to Broker-Dealers and Other Financial Intermediaries	18
Aquila Tax-Free Trust of Oregon	
Investment Objective	19
Fees and Expenses of the Fund	19
Principal Investment Strategies	20
Principal Risks	20
Fund Performance	23
Management	24
Purchase and Sale of Fund Shares	24
Tax Information	24
Payments to Broker-Dealers and Other Financial Intermediaries	24

Aquila Narragansett Tax-Free Income Fund	
Investment Objective	25
Fees and Expenses of the Fund	25
Principal Investment Strategies	26
Principal Risks	26
Fund Performance	29
Management	30
Purchase and Sale of Fund Shares	30
Tax Information	30
Payments to Broker-Dealers and Other Financial Intermediaries	30
Aquila Tax-Free Fund For Utah	
Investment Objective	31
Fees and Expenses of the Fund	31
Principal Investment Strategies	32
Principal Risks	32
Fund Performance	35
Management	36
Purchase and Sale of Fund Shares	36
Tax Information	36
Payments to Broker-Dealers and Other Financial Intermediaries	36
Additional Information About the Funds' Principal Investment Strategies and Principal Risks	
	37
Fund Management	47
Net Asset Value per Share	51
Purchases	52
Redeeming an Investment	56
Alternative Purchase Plans	59
Dividends and Distributions	66
Tax Information	67
Financial Highlights	73
Broker-Defined Sales Charge Waiver Policies	98

AQUILA TAX-FREE TRUST OF ARIZONA

FUND SUMMARY

Investment Objective

The Fund's objective is to provide you as high a level of current income exempt from Arizona state and regular Federal income taxes as is consistent with preservation of capital.

Fees and Expenses of the Fund

This table describes the fees and expenses that you may pay if you buy, hold and sell shares of the Fund. **You may pay other fees, such as brokerage commissions and other fees to financial intermediaries, which are not reflected in the tables and examples below.** If you invest in Class A

Shares, you may qualify for sales charge discounts if you and your immediate family invest, or agree to invest in the future, at least \$50,000 in the Fund or in other funds in the Aquila Group of Funds. More information about these and other discounts is available from your financial advisor and under "Alternative Purchase Plans" on page 59 of the Fund's Prospectus, "Sales Charges - Class A Shares" on page 61 of the Prospectus, "Broker-Defined Sales Charge Waiver Policies" on page 98 of the Prospectus, and "Purchase, Redemption, and Pricing of Shares" on page 56 of the Statement of Additional Information (the "SAI"). If you invest in Class F Shares or Class Y Shares, you may be required to pay a commission to a broker, which is not reflected in the Expense Example.

	Class A Shares	Class C Shares	Class F Shares	Class Y Shares
Shareholder Fees (fees paid directly from your investment)				
Maximum Sales Charge (Load) Imposed on Purchases (as a percentage of offering price)	3.00%	None	None	None
Maximum Deferred Sales Charge (Load) (as a percentage of the lesser of redemption value or purchase price)	None ⁽¹⁾	1.00%	None	None
Annual Fund Operating Expenses (Expenses that you pay each year as a percentage of your investment)				
Management Fee	0.40%	0.40%	0.40%	0.40%
Distribution and Service (12b-1) Fees	0.15%	1.00%	None	None
Other Expenses	0.19%	0.19%	0.17%	0.19%
Total Annual Fund Operating Expenses	0.74%	1.59%	0.57%	0.59%

(1) Shareholders who purchase \$250,000 or more of Class A Shares do not pay an initial sales charge but may pay a contingent deferred sales charge of up to 0.75 of 1% for redemptions within one year of purchase and up to 0.50 of 1% for redemptions during 13 to 18 months after purchase.

Example

This Example is intended to help you compare the cost of investing in the Fund with the cost of investing in other mutual funds.

The Example assumes that you invest \$10,000 in the Fund for the time periods indicated and then redeem all

of your shares at the end of those periods. The Example also assumes that your investment has a 5% return each year and that the Fund's operating expenses remain the same. Six years after the date of purchase, Class C Shares automatically convert to Class A Shares. Although your actual costs may be higher or lower, based on these assumptions your costs would be:

	1 Year	3 Years	5 Years	10 Years
Class A Shares	\$373	\$529	\$699	\$1,191
Class C Shares	\$262	\$502	\$866	\$1,451
Class F Shares	\$58	\$183	\$318	\$714
Class Y Shares	\$60	\$189	\$329	\$738

You would pay the following expenses if you did not redeem your Class C Shares:

Class C Shares	\$162	\$502	\$866	\$1,451
----------------	-------	-------	-------	---------

Portfolio Turnover

The Fund pays transaction costs, such as commissions, when it buys and sells securities (or “turns over” its portfolio). A higher portfolio turnover rate may indicate higher transaction costs and may result in higher taxes when Fund shares are held in a taxable account. These costs, which are not reflected in annual Fund operating expenses or in the example, affect the Fund’s performance. During the fiscal year ended March 31, 2023, the Fund’s portfolio turnover rate was 32% of the average value of its portfolio.

Principal Investment Strategies

Under normal circumstances, at least 80% of the Fund’s net assets will be invested in municipal obligations that pay interest exempt, in the opinion of bond counsel, from Arizona state and regular Federal income taxes, the income paid upon which will not be subject to the Federal alternative minimum tax on individuals. In general, almost all of these obligations are issued by the State of Arizona, its counties and various other local authorities; these obligations may also include certain other governmental issuers. We call these “Arizona Obligations.” These securities may include participation or other interests in municipal securities and variable rate demand notes. Some Arizona Obligations, such as general obligation issues, are backed by the issuer’s taxing authority, while other Arizona Obligations, such as revenue bonds, are backed only by revenues from certain facilities or other sources and not by the issuer itself. These obligations can be of any maturity, but the Fund’s weighted average maturity has traditionally been between 5 and 15 years. The Fund is classified as a “non-diversified” investment company under the Investment Company Act of 1940 (the “1940 Act”), which means it may invest a greater percentage of its assets in a smaller number of issuers than a diversified fund.

At the time of purchase, the Fund’s Arizona Obligations must be of investment grade quality. This means that they must either

- be rated within the four highest credit ratings assigned by nationally recognized statistical rating organizations or,
- if unrated, be determined to be of comparable quality by the Fund’s Manager, Aquila Investment Management LLC.

The Manager selects obligations for the Fund’s portfolio in order to achieve the Fund’s objective by considering various characteristics including quality, maturity and coupon rate.

Principal Risks

You may lose money by investing in the Fund. Following is a summary description of certain risks of investing in the Fund.

Market Risk. The market prices of securities or other assets held by the Fund may go up or down, sometimes rapidly or unpredictably, due to general market conditions, such as real or perceived adverse economic, political, or regulatory conditions, political instability, recessions, inflation, changes in interest or currency rates, lack of liquidity in the bond markets, the spread of infectious illness or other public health issues, armed conflict, market disruptions caused by tariffs, trade disputes, sanctions or other government actions, or other factors or adverse investor sentiment. When market prices fall, the value of your investment will likely go down. A change in financial condition or other event affecting a single issuer or market may adversely impact securities markets as a whole.

In the past decade, financial markets throughout the world have experienced increased volatility, depressed valuations, decreased liquidity and heightened uncertainty. Governmental and non-governmental issuers have defaulted on, or been forced to restructure, their debts. These conditions may continue, recur, worsen or spread. Events that have contributed to these market conditions include, but are not limited to, major cybersecurity events; geopolitical events (including wars, terror attacks and economic sanctions); global pandemics; measures to address budget deficits; downgrades of sovereign debt; changes in oil and commodity prices; dramatic changes in currency exchange rates; and public sentiment. The fallout from the COVID-19 pandemic and subsequent variants of COVID-19, and the long-term impact on economies, markets, industries and individual issuers, are not known. Some sectors of the economy and individual issuers have experienced or may experience particularly large losses. Periods of extreme volatility in the financial markets; reduced liquidity of many instruments; and disruptions to supply chains, consumer demand and employee availability, may continue for some time.

Recently, inflation and interest rates have increased and may rise further. These circumstances could adversely affect the value and liquidity of the Fund’s investments, impair the Fund’s ability to satisfy redemption requests, and negatively impact the Fund’s performance. Following Russia’s invasion of Ukraine, Russian securities have lost all, or nearly all, their market value. Other securities or markets could be similarly affected by past or future political, geopolitical or other events or conditions.

Governments and central banks, including the U.S. Federal Reserve, have taken extraordinary and unprecedented actions to support local and global economies and the financial markets. These actions have resulted in significant expansion of public debt, including in the U.S. The consequences of high public debt, including its future impact on the economy and securities markets, may not be known for some time. U.S. Federal Reserve or other U.S. or non-U.S. governmental or central bank actions, including increases or decreases in interest rates, or contrary actions by different governments, could negatively affect financial markets generally, increase market volatility and reduce the value and liquidity of securities in which the Fund invests.

Economies and financial markets throughout the world are increasingly interconnected. Economic, financial or political events, trading and tariff arrangements, armed conflict including Russia's military invasion of Ukraine, terrorism, natural disasters, infectious illness or public health issues, cybersecurity events, supply chain disruptions, sanctions against Russia, other nations or individuals or companies and possible countermeasures, and other circumstances in one country or region could have profound impacts on other countries or regions and on global economies or markets. As a result, whether or not the Fund invests in securities of issuers located in or with significant exposure to the countries or regions directly affected, the value and liquidity of the Fund's investments may be negatively affected. The Fund may experience a substantial or complete loss on any security or investment.

Interest Rate Risk. The market prices of the Fund's fixed income securities may fluctuate significantly when interest rates change. The value of your investment will generally go down when interest rates rise. A rise in rates tends to have a greater impact on the prices of longer term or longer duration securities. In recent years, interest rates and credit spreads in the U.S. have been at historic lows. The U.S. Federal Reserve has raised certain interest rates, and interest rates may continue to go up. A general rise in interest rates could adversely affect the price and liquidity of fixed income securities and could also result in increased redemptions from the Fund. The maturity of a security may be significantly longer than its effective duration. A security's maturity and other features may be more relevant than its effective duration in determining the security's sensitivity to other factors such as changes in credit quality or in the yield premium that the market may establish for certain types of securities (sometimes called "credit spread"). In general, the longer its maturity the more a security may be susceptible to these factors. When the credit spread for a fixed income security goes up, or "widens," the value of the security will generally go down.

Credit Risk. If an issuer or obligor of a security held by the Fund or a counterparty to a financial contract with the Fund defaults or is downgraded, or is perceived to be less creditworthy, or if the value of the assets underlying a security declines, the value of your investment will typically decline. Changes in actual or perceived creditworthiness may occur quickly. The Fund could be delayed or hindered in its enforcement of rights against an issuer, guarantor or counterparty. Securities in the lowest category of investment grade (i.e., BBB/Baa) may be considered to have speculative characteristics.

Rating Agency Risk. Investment grade debt securities may be downgraded by a major rating agency to below investment grade status, which would increase the risk of holding these securities. In addition, a rating may become stale in that it fails to reflect changes to an issuer's financial condition. Ratings represent the rating agency's opinion regarding the quality of the security and are not a guarantee of quality. Rating agencies are subject to an inherent conflict of interest because they are often compensated by the same issuers whose securities they grade.

Risks Associated with Investments in Arizona and Other Municipal Obligations. The Fund may be affected significantly by adverse economic, political or other events affecting Arizona and other municipal issuers in which the Fund may invest. The strength of the Arizona economy will be affected by, among other factors, the strength of the national and global economies, federal fiscal, monetary and trade policies, geopolitical risks, and business and consumer uncertainty related to these issues. The long-term impact of the COVID-19 pandemic and subsequent variants of COVID-19 is uncertain. Provisions of Arizona's Constitution that limit the amount of debt that can be issued may impair the ability of Arizona issuers to pay principal and/or interest on their obligations. Over the years, a number of laws have been enacted, often through voter initiatives, which have increased the difficulty of raising State taxes, imposed certain mandatory expenditures by the State, or otherwise limited the Legislature and the Governor's discretion in enacting budgets. Drought conditions that threaten water supplies for Arizona and the entire Southwest may affect Arizona's water and power infrastructure and the financial condition of Arizona public water and electric power utilities. Arizona is one of the states in the nation most vulnerable to Federal government expenditure changes because of the large proportion of military spending in the state's economy. Municipal issuers may be adversely affected by rising health care costs, unfunded pension liabilities, and by the phasing out of federal programs providing financial support. Unfavorable conditions and developments relating to projects financed with municipal securities can result in lower revenues to issuers of municipal securities,

potentially resulting in defaults. Issuers often depend on revenues from these projects to make principal and interest payments. The value of municipal securities also can be adversely affected by changes in the financial condition of one or more individual municipal issuers or insurers of municipal issuers, regulatory and political developments, tax law changes or other legislative actions, and by uncertainties and public perceptions concerning these and other factors. Municipal securities may be more susceptible to downgrades or defaults during recessions or similar periods of economic stress. Financial difficulties of municipal issuers may continue or get worse.

Tax Risk. The income on the Fund's Arizona Obligations and other municipal obligations could become subject to Federal and/or state income taxes due to noncompliant conduct by issuers, unfavorable legislation or litigation, or adverse interpretations by regulatory authorities.

Liquidity Risk. The Fund may make investments that are illiquid or become illiquid after purchase. Illiquid assets may also be difficult to value. Liquidity risk may be magnified in an environment of rising interest rates or widening credit spreads. If the Fund is forced to sell an illiquid security to meet redemption requests or other cash needs, the Fund may be forced to sell the security at a substantial loss or may not be able to sell at all. The Fund may not receive its proceeds from the sale of certain securities for an extended period (for example, several weeks or even longer). In extreme cases, this may constrain the Fund's ability to meet its obligations (including obligations to redeeming shareholders).

Prepayment or Call Risk. Many issuers have a right to prepay their securities. If interest rates fall, an issuer may exercise this right. If this happens, the Fund will not benefit from the rise in the market price of the securities that normally accompanies a decline in interest rates, and will be forced to reinvest prepayment proceeds at a time when yields on securities available in the market are lower than the yield on prepaid securities. The Fund may also lose any premium it paid on prepaid securities.

Extension Risk. During periods of rising interest rates, repayments of fixed income securities may occur more slowly than anticipated by the market. This may drive the prices of these securities down even more because their interest rates are lower than the current interest rate and they remain outstanding longer.

Portfolio Selection Risk. The value of your investment may decrease if the Manager's judgment about the quality, relative yield, value or market trends affecting

a particular security, industry, sector or region, or about market movements, interest rates or other market factors, is incorrect.

Valuation Risk. Nearly all of the Fund's investments are valued using a fair value methodology. The sales price the Fund could receive for any particular portfolio investment may differ from the Fund's valuation of the investment, particularly for securities that trade in thin or volatile markets. These differences may increase significantly and affect Fund investments more broadly during periods of market volatility. Investors who purchase or redeem Fund shares may receive fewer or more shares or lower or higher redemption proceeds than they would have received if the securities had not been fair-valued securities or if a different valuation methodology has been used. The Fund's ability to value its investments may be impacted by technological issues and/or errors by pricing services or other third party service providers.

Redemption Risk. The Fund may experience heavy redemptions that could cause the Fund to liquidate its assets at inopportune times or at a loss or depressed value or accelerate taxable gains or transaction costs, which could cause the value of your investment to decline.

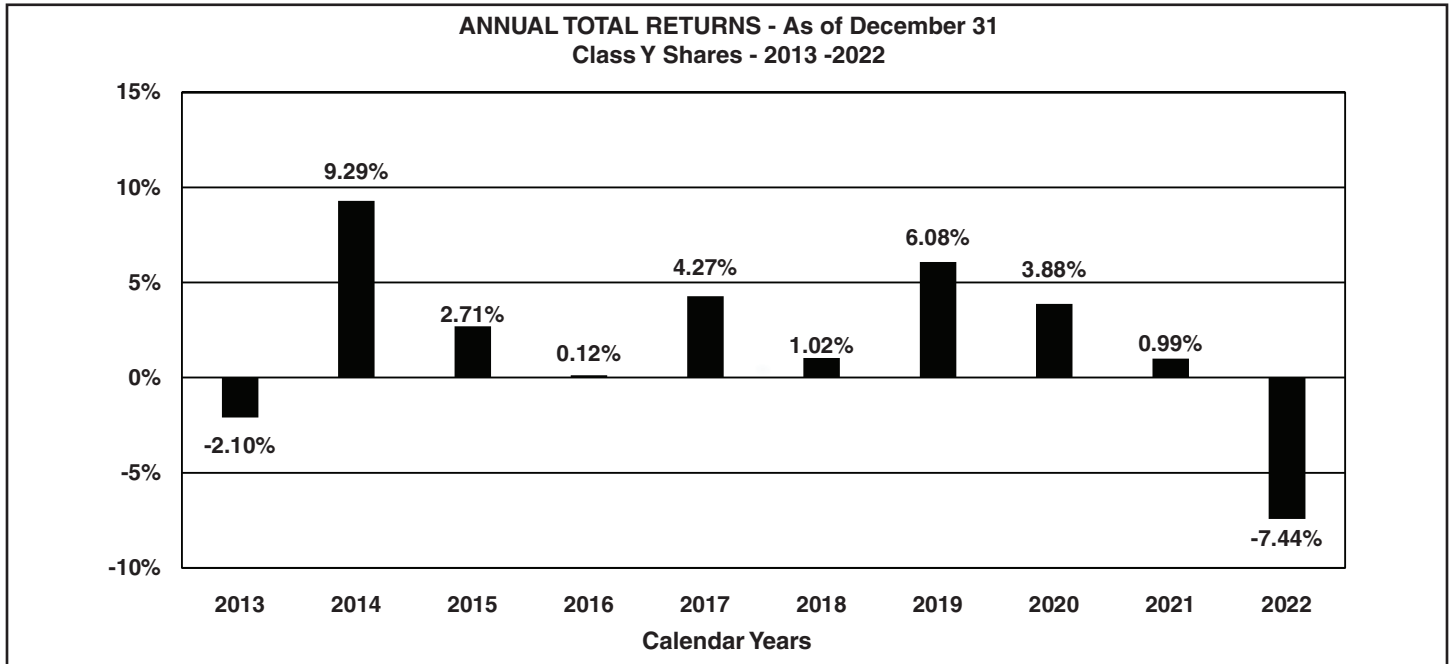
Cybersecurity Risk. Cybersecurity failures by and breaches of the Fund's Manager, Transfer Agent, Custodian, Distributor or other service providers may disrupt Fund operations, interfere with the Fund's ability to calculate its NAV, prevent Fund shareholders from purchasing, redeeming or exchanging shares or receiving distributions or receiving timely information regarding the Fund or their investment in the Fund, cause loss of or unauthorized access to private shareholder information, or result in financial losses to the Fund and its shareholders, regulatory fines, penalties, reputational damage, or additional compliance costs.

Non-Diversification Risk. The Fund is classified as a "non-diversified" investment company under the 1940 Act. Thus, compared with "diversified" funds, it may invest a greater percentage of its assets in obligations of a small number of issuers. In general, the more the Fund invests in the securities of specific issuers or issues of a similar project type, the more the Fund is exposed to risks associated with investments in those issuers or types of projects. Also, the Fund may be more risky than a more geographically diverse fund.

These risks are discussed in more detail later in the Prospectus or in the SAI.

Fund Performance

The following bar chart and table provide some indication of the risks of investing in the Fund by showing changes in the Fund's performance from year to year and by showing how the Fund's average annual total returns for the designated periods compare with those of a broad measure of market performance. No performance information is presented for Class F Shares because Class F Shares do not have annual returns for at least one calendar year. The returns for Class F Shares would differ from the returns shown because Class F Shares have different expenses. The Fund's past performance (before and after taxes) is not necessarily an indication of how the Fund will perform in the future. Updated performance information is available at www.aquilafunds.com or by calling **800-437-1000 (toll-free)**.



During the 10-year period shown in the bar chart, the highest return for a quarter was 3.46% (quarter ended December 31, 2022) and the lowest return for a quarter was -5.50% (quarter ended March 31, 2022).

The year-to-date (from January 1, 2023 to June 30, 2023) total return for Class Y Shares was 1.66%.

	Average Annual Total Returns for the Periods Ended December 31, 2022		
	1 Year	5 Years	10 Years
Class Returns Before Taxes:			
Class A	-10.42%	-0.18%	1.22%
Class C	-9.28%	-0.20%	0.77%
Class Y	-7.44%	0.80%	1.79%
Class Y Returns After Taxes:			
On Distributions	-7.44%	0.78%	1.76%
On Distributions and Redemption	-3.46%	1.22%	2.06%
Bloomberg Municipal Bond: Quality Intermediate Total Return Index Unhedged USD* (This index of municipal bonds of issuers throughout the U.S. is unmanaged and does not reflect deductions for fund operating expenses, taxes or sales charges.)	-5.15%	1.36%	1.77%

* Source: Bloomberg Index Services Limited. BLOOMBERG® is a trademark and service mark of Bloomberg Finance L.P. and its affiliates (collectively “Bloomberg”). Bloomberg, or Bloomberg’s licensors, own all proprietary rights in the Bloomberg Indices. Neither Bloomberg nor Bloomberg’s licensors approve or endorse this material, or guarantee the accuracy or completeness of any information herein, nor does Bloomberg make any warranty, express or implied, as to the results to be obtained therefrom, and to the maximum extent allowed by law, neither shall have any liability or responsibility for injury or damages arising in connection therewith.

After-tax returns are calculated using the highest individual Federal marginal income and capital gains tax rates in effect at the time of each distribution and redemption, but do not reflect state and local taxes. Actual after-tax returns will depend on your specific situation and may differ from those shown. The after-tax returns shown are not relevant to investors who hold Fund shares through tax-deferred arrangements such as 401(k) plans or individual retirement accounts. (Please note that an investment in shares of the Fund may not be suitable for you if you are investing through a tax-deferred account). The total returns reflect reinvestment of dividends and distributions. Returns after taxes on distributions and redemption of Fund shares are higher than returns before taxes for periods shown because they reflect the tax benefit of capital losses realized on the sale of Fund shares. After-tax returns are shown only for Class Y Shares. After-tax returns for other classes of shares will vary.

Management

Investment Adviser – **Aquila Investment Management LLC** (the “Manager”)

Portfolio Managers – Mr. Anthony Tanner, Vice President and lead portfolio manager of the Fund, is based in Phoenix, AZ, and has served as a portfolio manager of the Fund since 2018. Mr. James Thompson, Vice President of the Fund, has served as a portfolio manager of the Fund since 2017. Mr. Royden Durham, Vice President of the Fund, has served as a portfolio manager of the Fund since 2017. Effective August 1, 2023, Mr. Timothy Iltz, a portfolio manager of the Manager and Vice President of the Fund, will become a portfolio manager of the Fund. Mr. Thompson plans to retire as a portfolio manager on December 31, 2023.

Purchase and Sale of Fund Shares

You may purchase, redeem or exchange shares of the Fund on any day the New York Stock Exchange is open for business.

Transactions in Class A Shares or Class C Shares may be made either through a financial intermediary or, for accounts held directly with the Fund, you may contact the Fund in writing or by telephone:

- U.S. Postal Service Mail: Aquila Group of Funds, P.O. Box 534428, Pittsburgh, PA 15253-4428
- Overnight Carrier Deliveries: Aquila Group of Funds, Attention 534428, 500 Ross Street, 154-0520, Pittsburgh, PA 15262

- The Fund’s telephone number is 800-437-1000

The minimum initial purchase amount for Class A and Class C Shares is \$1,000, or \$50 if an automatic investment program is established. There is no minimum for subsequent investments.

Transactions in Class F Shares and Class Y Shares may be made only through a financial intermediary, which may impose separate investment minimums.

Tax Information

The Fund intends to distribute income that is exempt from regular Federal income tax and Arizona state income tax. Portions of the Fund’s distributions may be subject to such taxes and/or to the Federal alternative minimum tax.

Payments to Broker-Dealers and Other Financial Intermediaries

If you purchase shares of the Fund through a broker-dealer or other financial intermediary (such as a bank or financial advisor), the Fund and Aquila Distributors LLC (the “Distributor”) or the Manager may pay the intermediary for the sale of Fund shares and related shareholder servicing activities. These payments create a conflict of interest by influencing the broker-dealer or other financial intermediary to recommend the Fund over another investment. Ask your financial advisor or visit your financial intermediary’s website for more information.

AQUILA TAX-FREE FUND OF COLORADO
FUND SUMMARY

Investment Objective

The Fund’s objective is to provide you as high a level of current income exempt from Colorado state and regular Federal income taxes as is consistent with preservation of capital.

Fees and Expenses of the Fund

This table describes the fees and expenses that you may pay if you buy, hold and sell shares of the Fund. **You may pay other fees, such as brokerage commissions and other fees to financial intermediaries, which are not reflected in the tables and examples below.** If you invest in

Class A Shares, you may qualify for sales charge discounts if you and your immediate family invest, or agree to invest in the future, at least \$50,000 in the Fund or in other funds in the Aquila Group of Funds. More information about these and other discounts is available from your financial advisor and under “Alternative Purchase Plans” on page 59 of the Fund’s Prospectus, “Sales Charges - Class A Shares” on page 61 of the Prospectus, “Broker-Defined Sales Charge Waiver Policies” on page 98 of the Prospectus, and “Purchase, Redemption, and Pricing of Shares” on page 56 of the Statement of Additional Information (the “SAI”). If you invest in Class F Shares or Class Y Shares, you may be required to pay a commission to a broker, which is not reflected in the Expense Example.

	Class A Shares	Class C Shares	Class F Shares	Class Y Shares
Shareholder Fees (fees paid directly from your investment)				
Maximum Sales Charge (Load) Imposed on Purchases (as a percentage of offering price)	3.00%	None	None	None
Maximum Deferred Sales Charge (Load) (as a percentage of the lesser of redemption value or purchase price)	None ⁽¹⁾	1.00%	None	None
Annual Fund Operating Expenses (Expenses that you pay each year as a percentage of your investment)				
Management Fee	0.50%	0.50%	0.50%	0.50%
Distribution and Service (12b-1) Fees	0.075%	1.00%	None	None
Other Expenses	0.19%	0.19%	0.15%	0.19%
Total Annual Fund Operating Expenses	0.765%	1.69%	0.65%	0.69%
Total Fee Waivers ⁽²⁾	-0.02%	-0.02%	-0.02%	-0.02%
Total Annual Fund Operating Expenses After Fee Waivers ⁽²⁾	0.745%	1.67%	0.63%	0.67%

(1) Shareholders who purchase \$250,000 or more of Class A Shares do not pay an initial sales charge but may pay a contingent deferred sales charge of up to 0.75 of 1% for redemptions within one year of purchase and up to 0.50 of 1% for redemptions during 13 to 18 months after purchase.

(2) The Manager has contractually undertaken to waive its fees to the extent necessary so that the annual management fee rate is equivalent to 0.48 of 1% of net assets of the Fund up to \$400,000,000; 0.46 of 1% of net assets above \$400,000,000 up to \$1,000,000,000; and 0.44 of 1% of net assets above \$1,000,000,000. This contractual undertaking is in effect until September 30, 2024. Prior to September 30, 2024, the Manager may not terminate the arrangement without the approval of the Board of Trustees.

Example

This Example is intended to help you compare the cost of investing in the Fund with the cost of investing in other mutual funds.

The Example assumes that you invest \$10,000 in the Fund for the time periods indicated and then redeem all of your shares at the end of those periods. The Example

also assumes that your investment has a 5% return each year and that the Fund’s operating expenses remain the same except for year one (which considers the effect of the expense limitation). Six years after the date of purchase, Class C Shares automatically convert to Class A Shares. Although your actual costs may be higher or lower, based on these assumptions your costs would be:

	1 Year	3 Years	5 Years	10 Years
Class A Shares	\$374	\$535	\$710	\$1,218
Class C Shares	\$270	\$531	\$916	\$1,523
Class F Shares	\$64	\$206	\$360	\$809
Class Y Shares	\$68	\$219	\$382	\$857

You would pay the following expenses if you did not redeem your Class C Shares:

Class C Shares	\$170	\$531	\$916	\$1,523
----------------	-------	-------	-------	---------

Portfolio Turnover

The Fund pays transaction costs, such as commissions, when it buys and sells securities (or “turns over” its portfolio). A higher portfolio turnover rate may indicate higher transaction costs and may result in higher taxes when Fund shares are held in a taxable account. These costs, which are not reflected in annual Fund operating expenses or in the example, affect the Fund’s performance. During the fiscal year ended March 31, 2023, the Fund’s portfolio turnover rate was 12% of the average value of its portfolio.

Principal Investment Strategies

Under normal circumstances, at least 80% of the Fund’s net assets will be invested in municipal obligations that pay interest exempt, in the opinion of bond counsel, from Colorado state and regular Federal income taxes, the income paid upon which will not be subject to the Federal alternative minimum tax on individuals. In general, almost all of these obligations are issued by the State of Colorado, its counties and various other local authorities; these obligations may also include certain other governmental issuers. We call these “Colorado Obligations.” These securities may include participation or other interests in municipal securities and variable rate demand notes. A significant portion of the Colorado Obligations in which the Fund invests consist of revenue bonds, which are backed only by revenues from certain facilities or other sources and not by the issuer itself. These obligations can be of any maturity, but the Fund’s weighted average maturity has traditionally been between 5 and 15 years. The Fund is classified as a “non-diversified” investment company under the Investment Company Act of 1940 (the “1940 Act”), which means it may invest a greater percentage of its assets in a smaller number of issuers than a diversified fund.

At the time of purchase, the Fund’s Colorado Obligations must be of investment grade quality. This means that they must either

- be rated within the four highest credit ratings assigned by nationally recognized statistical rating organizations or,
- if unrated, be determined to be of comparable quality by the Fund’s Manager, Aquila Investment Management LLC.

The Manager selects obligations for the Fund’s portfolio in order to achieve the Fund’s objective by considering various characteristics including quality, maturity and coupon rate.

Principal Risks

You may lose money by investing in the Fund. Following is a summary description of certain risks of investing in the Fund.

Market Risk. The market prices of securities or other assets held by the Fund may go up or down, sometimes rapidly or unpredictably, due to general market conditions, such as real or perceived adverse economic, political, or regulatory conditions, political instability, recessions, inflation, changes in interest or currency rates, lack of liquidity in the bond markets, the spread of infectious illness or other public health issues, armed conflict, market disruptions caused by tariffs, trade disputes, sanctions or other government actions, or other factors or adverse investor sentiment. When market prices fall, the value of your investment will likely go down. A change in financial condition or other event affecting a single issuer or market may adversely impact securities markets as a whole.

In the past decade, financial markets throughout the world have experienced increased volatility, depressed valuations, decreased liquidity and heightened uncertainty. Governmental and non-governmental issuers have defaulted on, or been forced to restructure, their debts. These conditions may continue, recur, worsen or spread. Events that have contributed to these market conditions include, but are not limited to, major cybersecurity events; geopolitical events (including wars, terror attacks and economic sanctions); global pandemics; measures to address budget deficits; downgrades of sovereign debt; changes in oil and commodity prices; dramatic changes in currency exchange rates; and public sentiment. The fallout from the COVID-19 pandemic and subsequent variants of COVID-19, and the long-term impact on economies, markets, industries and individual issuers, are not known. Some sectors of the economy and individual issuers have experienced or may experience particularly large losses. Periods of extreme volatility in the financial markets; reduced liquidity of many instruments; and disruptions to supply chains, consumer demand and employee availability, may continue for some time.

Recently, inflation and interest rates have increased and may rise further. These circumstances could adversely affect the value and liquidity of the Fund’s investments, impair the Fund’s ability to satisfy redemption requests, and negatively impact the Fund’s performance. Following Russia’s invasion of Ukraine, Russian securities have lost all, or nearly all, their market value. Other securities or markets could be similarly affected by past or future political, geopolitical or other events or conditions.

Governments and central banks, including the U.S. Federal Reserve, have taken extraordinary and unprecedented actions to support local and global economies and the financial markets. These actions have resulted in significant expansion of public debt, including in the U.S. The consequences of high public debt, including its future impact on the economy and securities markets, may not be known for some time. U.S. Federal Reserve or other U.S. or non-U.S. governmental or central bank actions, including increases or decreases in interest rates, or contrary actions by different governments, could negatively affect financial markets generally, increase market volatility and reduce the value and liquidity of securities in which the Fund invests.

Economies and financial markets throughout the world are increasingly interconnected. Economic, financial or political events, trading and tariff arrangements, armed conflict including Russia's military invasion of Ukraine, terrorism, natural disasters, infectious illness or public health issues, cybersecurity events, supply chain disruptions, sanctions against Russia, other nations or individuals or companies and possible countermeasures, and other circumstances in one country or region could have profound impacts on other countries or regions and on global economies or markets. As a result, whether or not the Fund invests in securities of issuers located in or with significant exposure to the countries or regions directly affected, the value and liquidity of the Fund's investments may be negatively affected. The Fund may experience a substantial or complete loss on any security or investment.

Interest Rate Risk. The market prices of the Fund's fixed income securities may fluctuate significantly when interest rates change. The value of your investment will generally go down when interest rates rise. A rise in rates tends to have a greater impact on the prices of longer term or longer duration securities. In recent years, interest rates and credit spreads in the U.S. have been at historic lows. The U.S. Federal Reserve has raised certain interest rates, and interest rates may continue to go up. A general rise in interest rates could adversely affect the price and liquidity of fixed income securities and could also result in increased redemptions from the Fund. The maturity of a security may be significantly longer than its effective duration. A security's maturity and other features may be more relevant than its effective duration in determining the security's sensitivity to other factors such as changes in credit quality or in the yield premium that the market may establish for certain types of securities (sometimes called "credit spread"). In general, the longer its maturity the more a security may be susceptible to these factors. When the credit spread for a fixed income security goes up, or "widens," the value of the security will generally go down.

Credit Risk. If an issuer or obligor of a security held by the Fund or a counterparty to a financial contract with the Fund defaults or is downgraded, or is perceived to be less creditworthy, or if the value of the assets underlying a security declines, the value of your investment will typically decline. Changes in actual or perceived creditworthiness may occur quickly. The Fund could be delayed or hindered in its enforcement of rights against an issuer, guarantor or counterparty. Securities in the lowest category of investment grade (i.e., BBB/Baa) may be considered to have speculative characteristics.

Rating Agency Risk. Investment grade debt securities may be downgraded by a major rating agency to below investment grade status, which would increase the risk of holding these securities. In addition, a rating may become stale in that it fails to reflect changes to an issuer's financial condition. Ratings represent the rating agency's opinion regarding the quality of the security and are not a guarantee of quality. Rating agencies are subject to an inherent conflict of interest because they are often compensated by the same issuers whose securities they grade.

Risks Associated with Investments in Colorado and Other Municipal Obligations. The Fund may be affected significantly by adverse economic, political or other events affecting Colorado and other municipal issuers in which the Fund may invest. The strength of the Colorado economy will be affected by, among other factors, the health of the Colorado labor market, personal income growth, and the residential real estate market, federal fiscal, monetary and trade policies, the strength of the global economy, geopolitical risks, and business and consumer uncertainty related to these issues. The long-term impact of the COVID-19 pandemic and subsequent variants of COVID-19 is uncertain. Colorado's major economic sectors include agriculture, manufacturing, technology, tourism, energy production, and mining. Declines in oil and gas production could have an impact on employment and income growth in Colorado. The Taxpayer Bill of Rights (TABOR) is a constitutional provision that limits increases in spending, as well as the amount of revenue that can be raised, by state and local governments in Colorado in each fiscal year. Revenues in excess of those permitted under TABOR must be refunded to taxpayers. Municipal issuers may be adversely affected by rising health care costs, unfunded pension liabilities, and by the phasing out of federal programs providing financial support. Colorado Public Employees' Retirement Association (PERA) has significant unfunded pension liabilities. Unfavorable conditions and developments relating to projects financed with municipal securities can result in lower revenues to issuers of municipal securities, potentially resulting in defaults. Issuers often depend on revenues from these projects to make principal and

interest payments. The value of municipal securities also can be adversely affected by changes in the financial condition of one or more individual municipal issuers or insurers of municipal issuers, regulatory and political developments, tax law changes or other legislative actions, and by uncertainties and public perceptions concerning these and other factors. Municipal securities may be more susceptible to downgrades or defaults during recessions or similar periods of economic stress. Financial difficulties of municipal issuers may continue or get worse.

Tax Risk. The income on the Fund's Colorado Obligations and other municipal obligations could become subject to Federal and/or state income taxes due to noncompliant conduct by issuers, unfavorable legislation or litigation, or adverse interpretations by regulatory authorities.

Liquidity Risk. The Fund may make investments that are illiquid or become illiquid after purchase. Illiquid assets may also be difficult to value. Liquidity risk may be magnified in an environment of rising interest rates or widening credit spreads. If the Fund is forced to sell an illiquid security to meet redemption requests or other cash needs, the Fund may be forced to sell the security at a substantial loss or may not be able to sell at all. The Fund may not receive its proceeds from the sale of certain securities for an extended period (for example, several weeks or even longer). In extreme cases, this may constrain the Fund's ability to meet its obligations (including obligations to redeeming shareholders).

Prepayment or Call Risk. Many issuers have a right to prepay their securities. If interest rates fall, an issuer may exercise this right. If this happens, the Fund will not benefit from the rise in the market price of the securities that normally accompanies a decline in interest rates, and will be forced to reinvest prepayment proceeds at a time when yields on securities available in the market are lower than the yield on prepaid securities. The Fund may also lose any premium it paid on prepaid securities.

Extension Risk. During periods of rising interest rates, repayments of fixed income securities may occur more slowly than anticipated by the market. This may drive the prices of these securities down even more because their interest rates are lower than the current interest rate and they remain outstanding longer.

Portfolio Selection Risk. The value of your investment may decrease if the Manager's judgment about the quality, relative yield, value or market trends affecting

a particular security, industry, sector or region, or about market movements, interest rates or other market factors, is incorrect.

Valuation Risk. Nearly all of the Fund's investments are valued using a fair value methodology. The sales price the Fund could receive for any particular portfolio investment may differ from the Fund's valuation of the investment, particularly for securities that trade in thin or volatile markets. These differences may increase significantly and affect Fund investments more broadly during periods of market volatility. Investors who purchase or redeem Fund shares may receive fewer or more shares or lower or higher redemption proceeds than they would have received if the securities had not been fair-valued securities or if a different valuation methodology has been used. The Fund's ability to value its investments may be impacted by technological issues and/or errors by pricing services or other third party service providers.

Redemption Risk. The Fund may experience heavy redemptions that could cause the Fund to liquidate its assets at inopportune times or at a loss or depressed value or accelerate taxable gains or transaction costs, which could cause the value of your investment to decline.

Cybersecurity Risk. Cybersecurity failures by and breaches of the Fund's Manager, Transfer Agent, Custodian, Distributor or other service providers may disrupt Fund operations, interfere with the Fund's ability to calculate its NAV, prevent Fund shareholders from purchasing, redeeming or exchanging shares or receiving distributions or receiving timely information regarding the Fund or their investment in the Fund, cause loss of or unauthorized access to private shareholder information, or result in financial losses to the Fund and its shareholders, regulatory fines, penalties, reputational damage, or additional compliance costs.

Non-Diversification Risk. The Fund is classified as a "non-diversified" investment company under the 1940 Act. Thus, compared with "diversified" funds, it may invest a greater percentage of its assets in obligations of a small number of issuers. In general, the more the Fund invests in the securities of specific issuers or issues of a similar project type, the more the Fund is exposed to risks associated with investments in those issuers or types of projects. Also, the Fund may be more risky than a more geographically diverse fund.

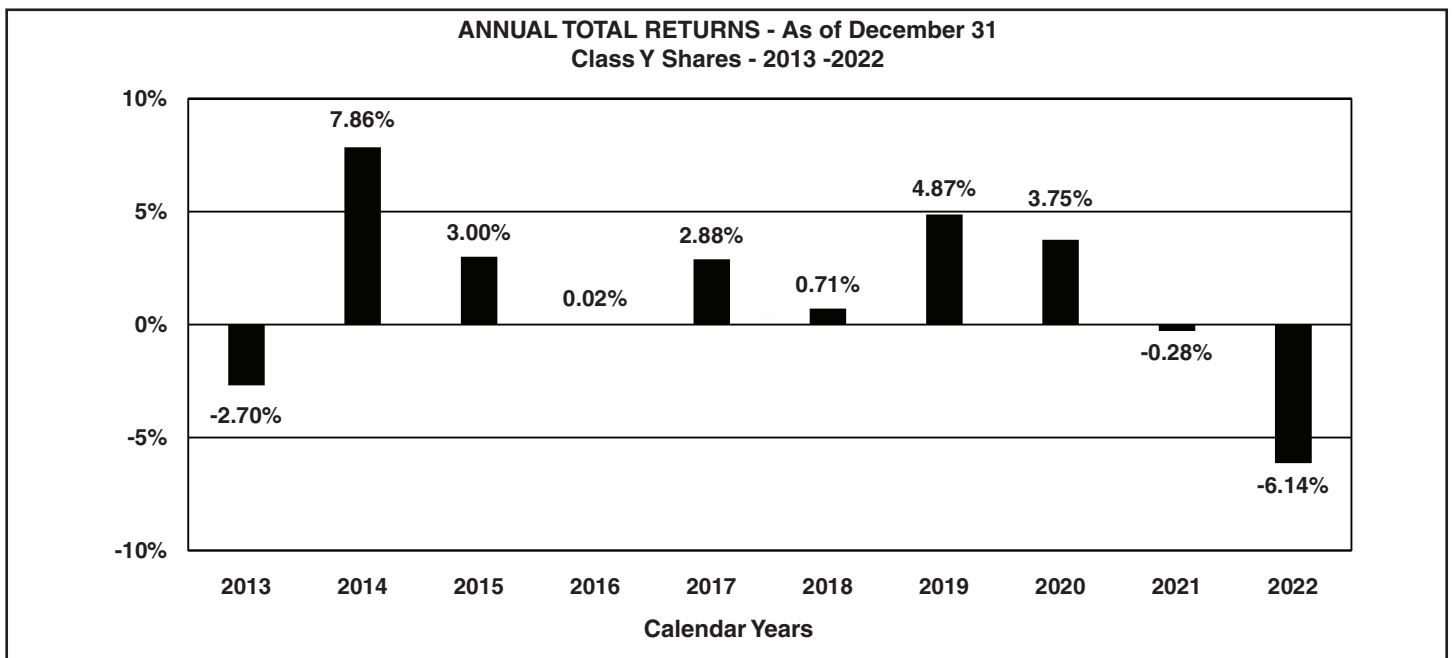
These risks are discussed in more detail later in the Prospectus or in the SAI.

Fund Performance

The following bar chart and table provide some indication of the risks of investing in the Fund by showing changes in the Fund's performance from year to year and by showing how the Fund's average annual total returns for the designated periods compare with those of a broad measure of market performance. No performance information is presented for Class F Shares because Class F Shares do not have annual returns for at least one calendar year. The returns for Class F Shares would differ from the returns shown because Class F Shares have different expenses. The Fund's past performance (before and after taxes) is not necessarily an indication of how the Fund will perform in the future. Updated performance information is available at www.aquilafunds.com or by calling **800-437-1000 (toll-free)**.

The Fund acquired the assets and liabilities of Tax-Free Fund of Colorado (the "Predecessor Fund") on October 11, 2013. As a result of the reorganization, the Fund is the accounting successor of the Predecessor Fund. Performance shown for periods prior to October 11, 2013 is the performance of the Predecessor Fund.

Until March 5, 2023, Davidson Fixed Income Management Inc. doing business in Colorado as Kirkpatrick Pettis Capital Management served as the sub-adviser of the Fund. Effective March 6, 2023, the Manager became directly responsible for portfolio management decisions for the Fund.



During the 10-year period shown in the bar chart, the highest return for a quarter was 3.15% (quarter ended December 31, 2022) and the lowest return for a quarter was -5.28% (quarter ended March 31, 2022).

The year-to-date (from January 1, 2023 to June 30, 2023) total return for Class Y Shares was 0.95%.

	Average Annual Total Returns for the Periods Ended December 31, 2022		
	1 Year	5 Years	10 Years
Class Returns Before Taxes:			
Class A	-8.96%	-0.35%	0.88%
Class C	-8.04%	-0.50%	0.32%
Class Y	-6.14%	0.51%	1.33%
Class Y Returns After Taxes:			
On Distributions	-6.14%	0.50%	1.32%
On Distributions and Redemption	-2.94%	0.86%	1.58%
Bloomberg Municipal Bond: Quality Intermediate Total Return Index Unhedged USD* (This index of municipal bonds of issuers throughout the U.S. is unmanaged and does not reflect deductions for fund operating expenses, taxes or sales charges.)	-5.15%	1.36%	1.77%

* Source: Bloomberg Index Services Limited. BLOOMBERG® is a trademark and service mark of Bloomberg Finance L.P. and its affiliates (collectively “Bloomberg”). Bloomberg, or Bloomberg’s licensors, own all proprietary rights in the Bloomberg Indices. Neither Bloomberg nor Bloomberg’s licensors approve or endorse this material, or guarantee the accuracy or completeness of any information herein, nor does Bloomberg make any warranty, express or implied, as to the results to be obtained therefrom, and to the maximum extent allowed by law, neither shall have any liability or responsibility for injury or damages arising in connection therewith.

After-tax returns are calculated using the highest individual Federal marginal income and capital gains tax rates in effect at the time of each distribution and redemption, but do not reflect state and local taxes. Actual after-tax returns will depend on your specific situation and may differ from those shown. The after-tax returns shown are not relevant to investors who hold Fund shares through tax-deferred arrangements such as 401(k) plans or individual retirement accounts. (Please note that an investment in shares of the Fund may not be suitable for you if you are investing through a tax-deferred account). The total returns reflect reinvestment of dividends and distributions. Returns after taxes on distributions and redemption of Fund shares are higher than returns before taxes for periods shown because they reflect the tax benefit of capital losses realized on the sale of Fund shares. After-tax returns are shown only for Class Y Shares. After-tax returns for other classes of shares will vary.

Management

Investment Adviser – **Aquila Investment Management LLC** (the “Manager”)

Portfolio Managers – Mr. Royden Durham, Vice President of the Fund, has served as a portfolio manager of the Fund since March 6, 2023. Mr. Vasilios Gerasopoulos, an associate portfolio manager of the Manager and Assistant Vice President of the Fund, has served as a portfolio manager of the Fund since March 6, 2023. Mr. Timothy Iltz, a portfolio manager of the Manager and Vice President of the Fund, has served as a portfolio manager of the Fund since December 19, 2022.

Purchase and Sale of Fund Shares

You may purchase, redeem or exchange shares of the Fund on any day the New York Stock Exchange is open for business.

Transactions in Class A Shares or Class C Shares may be made either through a financial intermediary or, for accounts held directly with the Fund, you may contact the Fund in writing or by telephone:

- U.S. Postal Service Mail: Aquila Group of Funds, P.O. Box 534428, Pittsburgh, PA 15253-4428
- Overnight Carrier Deliveries: Aquila Group of Funds, Attention 534428, 500 Ross Street, 154-0520, Pittsburgh, PA 15262

- The Fund’s telephone number is 800-437-1000

The minimum initial purchase amount for Class A and Class C Shares is \$1,000, or \$50 if an automatic investment program is established. There is no minimum for subsequent investments.

Transactions in Class F Shares and Class Y Shares may be made only through a financial intermediary, which may impose separate investment minimums.

Tax Information

The Fund intends to distribute income that is exempt from regular Federal income tax and Colorado state income tax. Portions of the Fund’s distributions may be subject to such taxes and/or to the Federal alternative minimum tax.

Payments to Broker-Dealers and Other Financial Intermediaries

If you purchase shares of the Fund through a broker-dealer or other financial intermediary (such as a bank or financial advisor), the Fund and Aquila Distributors LLC (the “Distributor”) or the Manager may pay the intermediary for the sale of Fund shares and related shareholder servicing activities. These payments create a conflict of interest by influencing the broker-dealer or other financial intermediary to recommend the Fund over another investment. Ask your financial advisor or visit your financial intermediary’s website for more information.

**AQUILA CHURCHILL TAX-FREE FUND OF KENTUCKY
FUND SUMMARY**

Investment Objective

The Fund’s objective is to provide you as high a level of current income exempt from Kentucky state and regular Federal income taxes as is consistent with preservation of capital.

Fees and Expenses of the Fund

This table describes the fees and expenses that you may pay if you buy, hold and sell shares of the Fund. **You may pay other fees, such as brokerage commissions and other fees to financial intermediaries, which are not reflected in the tables and examples below.** If you invest in Class A

Shares, you may qualify for sales charge discounts if you and your immediate family invest, or agree to invest in the future, at least \$50,000 in the Fund or in other funds in the Aquila Group of Funds. More information about these and other discounts is available from your financial advisor and under “Alternative Purchase Plans” on page 59 of the Fund’s Prospectus, “Sales Charges - Class A Shares” on page 61 of the Prospectus, “Broker-Defined Sales Charge Waiver Policies” on page 98 of the Prospectus, and “Purchase, Redemption, and Pricing of Shares” on page 56 of the Statement of Additional Information (the “SAI”). If you invest in Class F Shares or Class Y Shares, you may be required to pay a commission to a broker, which is not reflected in the Expense Example.

	Class A Shares	Class C Shares	Class F Shares	Class I Shares	Class Y Shares
Shareholder Fees (fees paid directly from your investment)					
Maximum Sales Charge (Load) Imposed on Purchases (as a percentage of offering price)	3.00%	None	None	None	None
Maximum Deferred Sales Charge (Load) (as a percentage of the lesser of redemption value or purchase price)	None ⁽¹⁾	1.00%	None	None	None
Annual Fund Operating Expenses (Expenses that you pay each year as a percentage of your investment)					
Management Fee	0.40%	0.40%	0.40%	0.40%	0.40%
Distribution and Service (12b-1) Fees	0.15%	1.00%	None	0.40%	None
Other Expenses	0.21%	0.21%	0.18%	0.16%	0.21%
Total Annual Fund Operating Expenses	0.76%	1.61%	0.58%	0.96%	0.61%

(1) Shareholders who purchase \$250,000 or more of Class A Shares do not pay an initial sales charge but may pay a contingent deferred sales charge of up to 0.75 of 1% for redemptions within one year of purchase and up to 0.50 of 1% for redemptions during 13 to 18 months after purchase.

Example

This Example is intended to help you compare the cost of investing in the Fund with the cost of investing in other mutual funds.

The Example assumes that you invest \$10,000 in the Fund for the time periods indicated and then redeem all

of your shares at the end of those periods. The Example also assumes that your investment has a 5% return each year and that the Fund’s operating expenses remain the same. Six years after the date of purchase, Class C Shares automatically convert to Class A Shares. Although your actual costs may be higher or lower, based on these assumptions your costs would be:

	1 Year	3 Years	5 Years	10 Years
Class A Shares	\$375	\$536	\$710	\$1,214
Class C Shares	\$264	\$508	\$876	\$1,473
Class F Shares	\$59	\$186	\$324	\$726
Class I Shares	\$98	\$306	\$531	\$1,178
Class Y Shares	\$62	\$195	\$340	\$762

You would pay the following expenses if you did not redeem your Class C Shares:

Class C Shares	\$164	\$508	\$876	\$1,473
----------------	-------	-------	-------	---------

Portfolio Turnover

The Fund pays transaction costs, such as commissions, when it buys and sells securities (or “turns over” its portfolio). A higher portfolio turnover rate may indicate higher transaction costs and may result in higher taxes when Fund shares are held in a taxable account. These costs, which are not reflected in annual Fund operating expenses or in the example, affect the Fund’s performance. During the fiscal year ended March 31, 2023, the Fund’s portfolio turnover rate was 10% of the average value of its portfolio.

Principal Investment Strategies

Under normal circumstances, at least 80% of the Fund’s net assets will be invested in municipal obligations that pay interest exempt, in the opinion of bond counsel, from Kentucky income and regular Federal income taxes, the income paid upon which will not be subject to the Federal alternative minimum tax on individuals. In general, almost all of these obligations are issued by the Commonwealth of Kentucky, its counties and various other local authorities; these obligations may also include certain other governmental issuers. We call these “Kentucky Obligations.” These securities may include participation or other interests in municipal securities and variable rate demand notes. A significant portion of the Kentucky Obligations in which the Fund invests consist of revenue bonds, which are backed only by revenues from certain facilities or other sources and not by the issuer itself. These obligations can be of any maturity, but the Fund’s weighted average maturity has traditionally been between 5 and 15 years. The Fund is classified as a “non-diversified” investment company under the Investment Company Act of 1940 (the “1940 Act”), which means it may invest a greater percentage of its assets in a smaller number of issuers than a diversified fund.

At the time of purchase, the Fund’s Kentucky Obligations must be of investment grade quality. This means that they must either

- be rated within the four highest credit ratings assigned by nationally recognized statistical rating organizations or,
- if unrated, be determined to be of comparable quality by the Fund’s Manager, Aquila Investment Management LLC.

The Manager selects obligations for the Fund’s portfolio in order to achieve the Fund’s objective by considering various characteristics including quality, maturity and coupon rate.

Principal Risks

You may lose money by investing in the Fund. Following is a summary description of certain risks of investing in the Fund.

Market Risk. The market prices of securities or other assets held by the Fund may go up or down, sometimes rapidly or unpredictably, due to general market conditions, such as real or perceived adverse economic, political, or regulatory conditions, political instability, recessions, inflation, changes in interest or currency rates, lack of liquidity in the bond markets, the spread of infectious illness or other public health issues, armed conflict, market disruptions caused by tariffs, trade disputes, sanctions or other government actions, or other factors or adverse investor sentiment. When market prices fall, the value of your investment will likely go down. A change in financial condition or other event affecting a single issuer or market may adversely impact securities markets as a whole.

In the past decade, financial markets throughout the world have experienced increased volatility, depressed valuations, decreased liquidity and heightened uncertainty. Governmental and non-governmental issuers have defaulted on, or been forced to restructure, their debts. These conditions may continue, recur, worsen or spread. Events that have contributed to these market conditions include, but are not limited to, major cybersecurity events; geopolitical events (including wars, terror attacks and economic sanctions); global pandemics; measures to address budget deficits; downgrades of sovereign debt; changes in oil and commodity prices; dramatic changes in currency exchange rates; and public sentiment. The fallout from the COVID-19 pandemic and subsequent variants of COVID-19, and the long-term impact on economies, markets, industries and individual issuers, are not known. Some sectors of the economy and individual issuers have experienced or may experience particularly large losses. Periods of extreme volatility in the financial markets; reduced liquidity of many instruments; and disruptions to supply chains, consumer demand and employee availability, may continue for some time.

Recently, inflation and interest rates have increased and may rise further. These circumstances could adversely affect the value and liquidity of the Fund’s investments, impair the Fund’s ability to satisfy redemption requests, and negatively impact the Fund’s performance. Following Russia’s invasion of Ukraine, Russian securities have lost all, or nearly all, their market value. Other securities or markets could be similarly affected by past or future political, geopolitical or other events or conditions.

Governments and central banks, including the U.S. Federal Reserve, have taken extraordinary and unprecedented actions to support local and global economies and the financial markets. These actions have resulted in significant expansion of public debt, including in the U.S. The consequences of high public debt, including its future impact on the economy and securities markets, may not be known for some time. U.S. Federal Reserve or other U.S. or non-U.S. governmental or central bank actions, including increases or decreases in interest rates, or contrary actions by different governments, could negatively affect financial markets generally, increase market volatility and reduce the value and liquidity of securities in which the Fund invests.

Economies and financial markets throughout the world are increasingly interconnected. Economic, financial or political events, trading and tariff arrangements, armed conflict including Russia's military invasion of Ukraine, terrorism, natural disasters, infectious illness or public health issues, cybersecurity events, supply chain disruptions, sanctions against Russia, other nations or individuals or companies and possible countermeasures, and other circumstances in one country or region could have profound impacts on other countries or regions and on global economies or markets. As a result, whether or not the Fund invests in securities of issuers located in or with significant exposure to the countries or regions directly affected, the value and liquidity of the Fund's investments may be negatively affected. The Fund may experience a substantial or complete loss on any security or investment.

Interest Rate Risk. The market prices of the Fund's fixed income securities may fluctuate significantly when interest rates change. The value of your investment will generally go down when interest rates rise. A rise in rates tends to have a greater impact on the prices of longer term or longer duration securities. In recent years, interest rates and credit spreads in the U.S. have been at historic lows. The U.S. Federal Reserve has raised certain interest rates, and interest rates may continue to go up. A general rise in interest rates could adversely affect the price and liquidity of fixed income securities and could also result in increased redemptions from the Fund. The maturity of a security may be significantly longer than its effective duration. A security's maturity and other features may be more relevant than its effective duration in determining the security's sensitivity to other factors such as changes in credit quality or in the yield premium that the market may establish for certain types of securities (sometimes called "credit spread"). In general, the longer its maturity the more a security may be susceptible to these factors. When the credit spread for a fixed income security goes up, or "widens," the value of the security will generally go down.

Credit Risk. If an issuer or obligor of a security held by the Fund or a counterparty to a financial contract with the Fund defaults or is downgraded, or is perceived to be less creditworthy, or if the value of the assets underlying a security declines, the value of your investment will typically decline. Changes in actual or perceived creditworthiness may occur quickly. The Fund could be delayed or hindered in its enforcement of rights against an issuer, guarantor or counterparty. Securities in the lowest category of investment grade (i.e., BBB/Baa) may be considered to have speculative characteristics.

Rating Agency Risk. Investment grade debt securities may be downgraded by a major rating agency to below investment grade status, which would increase the risk of holding these securities. In addition, a rating may become stale in that it fails to reflect changes to an issuer's financial condition. Ratings represent the rating agency's opinion regarding the quality of the security and are not a guarantee of quality. Rating agencies are subject to an inherent conflict of interest because they are often compensated by the same issuers whose securities they grade.

Risks Associated with Investments in Kentucky and Other Municipal Obligations. The Fund may be affected significantly by adverse economic, political or other events affecting Kentucky and other municipal issuers in which the Fund may invest. The strength of the Kentucky economy will be affected by, among other factors, employment growth and energy production, including the market for Kentucky coal, monetary and trade policies, the strength of the global economy, geopolitical risks, and business and consumer uncertainty related to these issues. The long-term impact of the COVID-19 pandemic and subsequent variants of COVID-19 is uncertain. The market for Kentucky coal and losses in mining-related jobs continue to be areas of concern. Municipal issuers may be adversely affected by rising health care costs, unfunded pension liabilities, and by the phasing out of federal programs providing financial support. Kentucky has significant long-term liabilities. In particular, Kentucky's retirement systems are significantly underfunded. Unfavorable conditions and developments relating to projects financed with municipal securities can result in lower revenues to issuers of municipal securities, potentially resulting in defaults. Issuers often depend on revenues from these projects to make principal and interest payments. The value of municipal securities also can be adversely affected by changes in the financial condition of one or more individual municipal issuers or insurers of municipal issuers, regulatory and political developments, tax law changes or other legislative actions, and by uncertainties and public perceptions concerning these and other factors. Municipal securities may be more susceptible to downgrades or defaults during recessions or

similar periods of economic stress. Financial difficulties of municipal issuers may continue or get worse.

Tax Risk. The income on the Fund's Kentucky Obligations and other municipal obligations could become subject to Federal and/or state income taxes due to noncompliant conduct by issuers, unfavorable legislation or litigation, or adverse interpretations by regulatory authorities.

Liquidity Risk. The Fund may make investments that are illiquid or become illiquid after purchase. Illiquid assets may also be difficult to value. Liquidity risk may be magnified in an environment of rising interest rates or widening credit spreads. If the Fund is forced to sell an illiquid security to meet redemption requests or other cash needs, the Fund may be forced to sell the security at a substantial loss or may not be able to sell at all. The Fund may not receive its proceeds from the sale of certain securities for an extended period (for example, several weeks or even longer). In extreme cases, this may constrain the Fund's ability to meet its obligations (including obligations to redeeming shareholders).

Prepayment or Call Risk. Many issuers have a right to prepay their securities. If interest rates fall, an issuer may exercise this right. If this happens, the Fund will not benefit from the rise in the market price of the securities that normally accompanies a decline in interest rates, and will be forced to reinvest prepayment proceeds at a time when yields on securities available in the market are lower than the yield on prepaid securities. The Fund may also lose any premium it paid on prepaid securities.

Extension Risk. During periods of rising interest rates, repayments of fixed income securities may occur more slowly than anticipated by the market. This may drive the prices of these securities down even more because their interest rates are lower than the current interest rate and they remain outstanding longer.

Portfolio Selection Risk. The value of your investment may decrease if the Manager's judgment about the quality, relative yield, value or market trends affecting a particular security, industry, sector or region, or about market movements, interest rates or other market factors, is incorrect.

Valuation Risk. Nearly all of the Fund's investments are valued using a fair value methodology. The sales price the Fund could receive for any particular portfolio investment may differ from the Fund's valuation of the investment, particularly for securities that trade in thin or volatile markets. These differences may increase significantly and affect Fund investments more broadly during periods of market volatility. Investors who purchase or redeem Fund shares may receive fewer or more shares or lower or higher redemption proceeds than they would have received if the securities had not been fair-valued securities or if a different valuation methodology has been used. The Fund's ability to value its investments may be impacted by technological issues and/or errors by pricing services or other third party service providers.

Redemption Risk. The Fund may experience heavy redemptions that could cause the Fund to liquidate its assets at inopportune times or at a loss or depressed value or accelerate taxable gains or transaction costs, which could cause the value of your investment to decline.

Cybersecurity Risk. Cybersecurity failures by and breaches of the Fund's Manager, Transfer Agent, Custodian, Distributor or other service providers may disrupt Fund operations, interfere with the Fund's ability to calculate its NAV, prevent Fund shareholders from purchasing, redeeming or exchanging shares or receiving distributions or receiving timely information regarding the Fund or their investment in the Fund, cause loss of or unauthorized access to private shareholder information, or result in financial losses to the Fund and its shareholders, regulatory fines, penalties, reputational damage, or additional compliance costs.

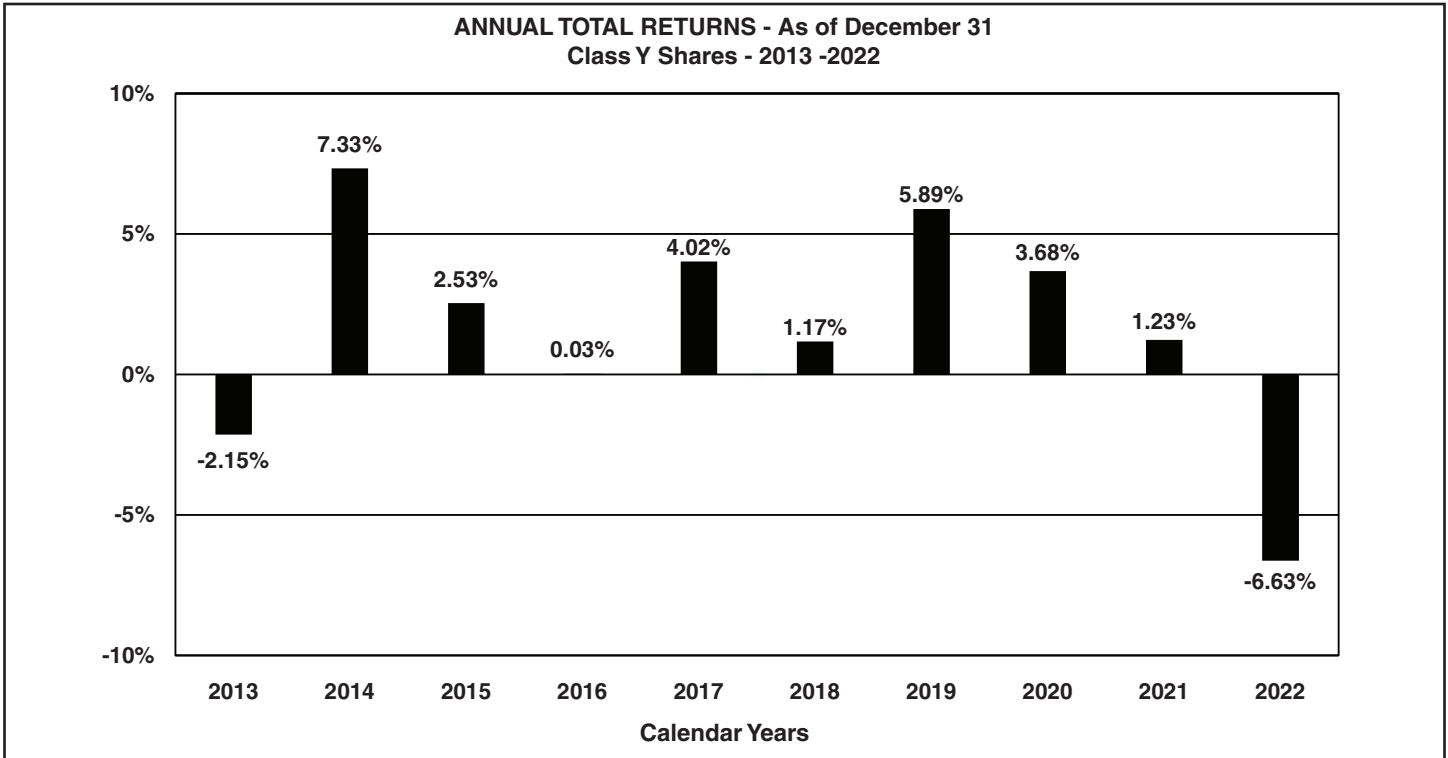
Non-Diversification Risk. The Fund is classified as a "non-diversified" investment company under the 1940 Act. Thus, compared with "diversified" funds, it may invest a greater percentage of its assets in obligations of a small number of issuers. In general, the more the Fund invests in the securities of specific issuers or issues of a similar project type, the more the Fund is exposed to risks associated with investments in those issuers or types of projects. Also, the Fund may be more risky than a more geographically diverse fund.

These risks are discussed in more detail later in the Prospectus or in the SAI.

Fund Performance

The following bar chart and table provide some indication of the risks of investing in the Fund by showing changes in the Fund's performance from year to year and by showing how the Fund's average annual total returns for the designated periods compare with those of a broad measure of market performance. No performance information is presented for Class F Shares because Class F Shares do not have annual returns for at least one calendar year. The returns for Class F Shares would differ from the returns shown because Class F Shares have different expenses. The Fund's past performance (before and after taxes) is not necessarily an indication of how the Fund will perform in the future. Updated performance information is available at www.aquilafunds.com or by calling **800-437-1000 (toll-free)**.

The Fund acquired the assets and liabilities of Churchill Tax-Free Fund of Kentucky (the "Predecessor Fund") on October 11, 2013. As a result of the reorganization, the Fund is the accounting successor of the Predecessor Fund. Performance shown for periods prior to October 11, 2013, is the performance of the Predecessor Fund.



During the 10-year period shown in the bar chart, the highest return for a quarter was 3.50% (quarter ended December 31, 2022) and the lowest return for a quarter was -4.92% (quarter ended March 31, 2022).

The year-to-date (from January 1, 2023 to June 30, 2023) total return for Class Y Shares was 1.34%.

	Average Annual Total Returns for the Periods Ended December 31, 2022		
	1 Year	5 Years	10 Years
Class Returns Before Taxes:			
Class A	-9.69%	-0.05%	1.05%
Class C	-8.56%	-0.07%	0.61%
Class I	-6.91%	0.64%	1.31%
Class Y	-6.63%	0.94%	1.62%
Class Y Returns After Taxes:			
On Distributions	-6.63%	0.92%	1.60%
On Distributions and Redemption	-3.00%	1.28%	1.87%
Bloomberg Municipal Bond: Quality Intermediate Total Return Index Unhedged USD* (This index of municipal bonds of issuers throughout the U.S. is unmanaged and does not reflect deductions for fund operating expenses, taxes or sales charges.)	-5.15%	1.36%	1.77%

* Source: Bloomberg Index Services Limited. BLOOMBERG® is a trademark and service mark of Bloomberg Finance L.P. and its affiliates (collectively “Bloomberg”). Bloomberg, or Bloomberg’s licensors, own all proprietary rights in the Bloomberg Indices. Neither Bloomberg nor Bloomberg’s licensors approve or endorse this material, or guarantee the accuracy or completeness of any information herein, nor does Bloomberg make any warranty, express or implied, as to the results to be obtained therefrom, and to the maximum extent allowed by law, neither shall have any liability or responsibility for injury or damages arising in connection therewith.

After-tax returns are calculated using the highest individual Federal marginal income and capital gains tax rates in effect at the time of each distribution and redemption, but do not reflect state and local taxes. Actual after-tax returns will depend on your specific situation and may differ from those shown. The after-tax returns shown are not relevant to investors who hold Fund shares through tax-deferred arrangements such as 401(k) plans or individual retirement accounts. (Please note that an investment in shares of the Fund may not be suitable for you if you are investing through a tax-deferred account). The total returns reflect reinvestment of dividends and distributions. Returns after taxes on distributions and redemption of Fund shares are higher than returns before taxes for periods shown because they reflect the tax benefit of capital losses realized on the sale of Fund shares. After-tax returns are shown only for Class Y Shares. After-tax returns for other classes of shares will vary.

Management

Investment Adviser – **Aquila Investment Management LLC** (the “Manager”)

Portfolio Managers – Mr. Royden Durham, Vice President and lead portfolio manager of the Fund, is based in Louisville, KY, and has served as a portfolio manager of the Fund and the Predecessor Fund since 2011. Mr. Anthony Tanner, Vice President of the Fund, has served as a portfolio manager of the Fund since 2018. Mr. James Thompson, Vice President of the Fund, has served as a portfolio manager of the Fund since 2017. Mr. Thompson plans to retire as a portfolio manager on December 31, 2023.

Purchase and Sale of Fund Shares

You may purchase, redeem or exchange shares of the Fund on any day the New York Stock Exchange is open for business.

Transactions in Class A Shares or Class C Shares may be made either through a financial intermediary or, for accounts held directly with the Fund, you may contact the Fund in writing or by telephone:

- U.S. Postal Service Mail: Aquila Group of Funds, P.O. Box 534428, Pittsburgh, PA 15253-4428
- Overnight Carrier Deliveries: Aquila Group of Funds, Attention 534428, 500 Ross Street, 154-0520, Pittsburgh, PA 15262
- The Fund’s telephone number is 800-437-1000

The minimum initial purchase amount for Class A and Class C Shares is \$1,000, or \$50 if an automatic investment program is established. There is no minimum for subsequent investments.

Transactions in Class F Shares, Class I Shares and Class Y Shares may be made only through a financial intermediary, which may impose separate investment minimums.

Tax Information

The Fund intends to distribute income that is exempt from regular Federal income tax and Kentucky income tax. Portions of the Fund’s distributions may be subject to such taxes and/or to the Federal alternative minimum tax.

Payments to Broker-Dealers and Other Financial Intermediaries

If you purchase shares of the Fund through a broker-dealer or other financial intermediary (such as a bank or financial advisor), the Fund and Aquila Distributors LLC (the “Distributor”) or the Manager may pay the intermediary for the sale of Fund shares and related shareholder servicing activities. These payments create a conflict of interest by influencing the broker-dealer or other financial intermediary to recommend the Fund over another investment. Ask your financial advisor or visit your financial intermediary’s website for more information.

**AQUILA TAX-FREE TRUST OF OREGON
FUND SUMMARY**

Investment Objective

The Fund’s objective is to provide you as high a level of current income exempt from Oregon state and regular Federal income taxes as is consistent with preservation of capital.

Fees and Expenses of the Fund

This table describes the fees and expenses that you may pay if you buy, hold and sell shares of the Fund. **You may pay other fees, such as brokerage commissions and other fees to financial intermediaries, which are not reflected**

in the tables and examples below. If you invest in Class A Shares, you may qualify for sales charge discounts if you and your immediate family invest, or agree to invest in the future, at least \$50,000 in the Fund or in other funds in the Aquila Group of Funds. More information about these and other discounts is available from your financial advisor and under “Alternative Purchase Plans” on page 59 of the Fund’s Prospectus, “Sales Charges - Class A Shares” on page 61 of the Prospectus, “Broker-Defined Sales Charge Waiver Policies” on page 98 of the Prospectus, and “Purchase, Redemption, and Pricing of Shares” on page 56 of the Statement of Additional Information (the “SAI”). If you invest in Class F Shares or Class Y Shares, you may be required to pay a commission to a broker, which is not reflected in the Expense Example.

	Class A Shares	Class C Shares	Class F Shares	Class Y Shares
Shareholder Fees (fees paid directly from your investment)				
Maximum Sales Charge (Load) Imposed on Purchases (as a percentage of offering price)	3.00%	None	None	None
Maximum Deferred Sales Charge (Load) (as a percentage of the lesser of redemption value or purchase price)	None ⁽¹⁾	1.00%	None	None
Annual Fund Operating Expenses (Expenses that you pay each year as a percentage of your investment)				
Management Fee	0.40%	0.40%	0.40%	0.40%
Distribution and Service (12b-1) Fees	0.15%	1.00%	None	None
Other Expenses	0.16%	0.16%	0.13%	0.16%
Total Annual Fund Operating Expenses	0.71%	1.56%	0.53%	0.56%
Total Fee Waivers and/or Reimbursement ⁽²⁾	-0.01%	-0.01%	-0.01%	-0.01%
Total Annual Fund Operating Expenses after Fee Waivers and Reimbursements ⁽²⁾	0.70%	1.55%	0.52%	0.55%

(1) Shareholders who purchase \$250,000 or more of Class A Shares do not pay an initial sales charge but may pay a contingent deferred sales charge of up to 0.75 of 1% for redemptions within one year of purchase and up to 0.50 of 1% for redemptions during 13 to 18 months after purchase.

(2) The Manager has contractually undertaken to waive its fees to the extent necessary so that the annual management fee rate is equivalent to 0.40 of 1% of net assets of the Fund up to \$400,000,000; 0.38 of 1% of net assets above \$400,000,000 up to \$1,000,000,000; and 0.36 of 1% of net assets above \$1,000,000,000. This contractual undertaking is in effect until September 30, 2024. Prior to September 30, 2024, the Manager may not terminate the arrangement without the approval of the Board of Trustees.

Example

This Example is intended to help you compare the cost of investing in the Fund with the cost of investing in other mutual funds.

The Example assumes that you invest \$10,000 in the Fund for the time periods indicated and then redeem all of your shares at the end of those periods. The Example

also assumes that your investment has a 5% return each year and that the Fund’s operating expenses remain the same except for year one (which considers the effect of the expense limitation). Six years after the date of purchase, Class C Shares automatically convert to Class A Shares. Although your actual costs may be higher or lower, based on these assumptions your costs would be:

	1 Year	3 Years	5 Years	10 Years
Class A Shares	\$369	\$519	\$682	\$1,155
Class C Shares	\$258	\$492	\$849	\$1,416
Class F Shares	\$53	\$169	\$295	\$664
Class Y Shares	\$56	\$178	\$312	\$700

You would pay the following expenses if you did not redeem your Class C Shares:

Class C Shares	\$158	\$492	\$849	\$1,416
----------------	-------	-------	-------	---------

Portfolio Turnover

The Fund pays transaction costs, such as commissions, when it buys and sells securities (or “turns over” its portfolio). A higher portfolio turnover rate may indicate higher transaction costs and may result in higher taxes when Fund shares are held in a taxable account. These costs, which are not reflected in annual Fund operating expenses or in the example, affect the Fund’s performance. During the fiscal year ended March 31, 2023, the Fund’s portfolio turnover rate was 12% of the average value of its portfolio.

Principal Investment Strategies

Under normal circumstances, at least 80% of the Fund’s net assets will be invested in municipal obligations that pay interest exempt, in the opinion of bond counsel, from Oregon state and regular Federal income taxes, the income paid upon which will not be subject to the Federal alternative minimum tax on individuals. In general, almost all of these obligations are issued by the State of Oregon, its counties and various other local authorities; these obligations may also include certain other governmental issuers. We call these “Oregon Obligations.” These securities may include participation or other interests in municipal securities and variable rate demand notes. Some Oregon Obligations, such as general obligation issues, are backed by the issuer’s taxing authority, while other Oregon Obligations, such as revenue bonds, are backed only by revenues from certain facilities or other sources and not by the issuer itself. These obligations can be of any maturity, but the Fund’s weighted average maturity has traditionally been between 5 and 15 years. The Fund is classified as a “non-diversified” investment company under the Investment Company Act of 1940 (the “1940 Act”), which means it may invest a greater percentage of its assets in a smaller number of issuers than a diversified fund.

At the time of purchase, the Fund’s Oregon Obligations must be of investment grade quality. This means that they must either

- be rated within the four highest credit ratings assigned by nationally recognized statistical rating organizations or,
- if unrated, be determined to be of comparable quality by the Fund’s Manager, Aquila Investment Management LLC.

The Manager selects obligations for the Fund’s portfolio in order to achieve the Fund’s objective by considering various characteristics including quality, maturity and coupon rate.

Principal Risks

You may lose money by investing in the Fund. Following is a summary description of certain risks of investing in the Fund.

Market Risk. The market prices of securities or other assets held by the Fund may go up or down, sometimes rapidly or unpredictably, due to general market conditions, such as real or perceived adverse economic, political, or regulatory conditions, political instability, recessions, inflation, changes in interest or currency rates, lack of liquidity in the bond markets, the spread of infectious illness or other public health issues, armed conflict, market disruptions caused by tariffs, trade disputes, sanctions or other government actions, or other factors or adverse investor sentiment. When market prices fall, the value of your investment will likely go down. A change in financial condition or other event affecting a single issuer or market may adversely impact securities markets as a whole.

In the past decade, financial markets throughout the world have experienced increased volatility, depressed valuations, decreased liquidity and heightened uncertainty. Governmental and non-governmental issuers have defaulted on, or been forced to restructure, their debts. These conditions may continue, recur, worsen or spread. Events that have contributed to these market conditions include, but are not limited to, major cybersecurity events; geopolitical events (including wars, terror attacks and economic sanctions); global pandemics; measures to address budget deficits; downgrades of sovereign debt; changes in oil and commodity prices; dramatic changes in currency exchange rates; and public sentiment. The fallout from the COVID-19 pandemic and subsequent variants of COVID-19, and the long-term impact on economies, markets, industries and individual issuers, are not known. Some sectors of the economy and individual issuers have experienced or may experience particularly large losses. Periods of extreme volatility in the financial markets; reduced liquidity of many instruments; and disruptions to supply chains, consumer demand and employee availability, may continue for some time.

Recently, inflation and interest rates have increased and may rise further. These circumstances could adversely affect the value and liquidity of the Fund’s investments, impair the Fund’s ability to satisfy redemption requests, and negatively impact the Fund’s performance. Following Russia’s invasion of Ukraine, Russian securities have lost all, or nearly all, their market value. Other securities or markets could be similarly affected by past or future political, geopolitical or other events or conditions.

Governments and central banks, including the U.S. Federal Reserve, have taken extraordinary and unprecedented actions to support local and global economies and the financial markets. These actions have resulted in significant expansion of public debt, including in the U.S. The consequences of high public debt, including its future impact on the economy and securities markets, may not be known for some time. U.S. Federal Reserve or other U.S. or non-U.S. governmental or central bank actions, including increases or decreases in interest rates, or contrary actions by different governments, could negatively affect financial markets generally, increase market volatility and reduce the value and liquidity of securities in which the Fund invests.

Economies and financial markets throughout the world are increasingly interconnected. Economic, financial or political events, trading and tariff arrangements, armed conflict including Russia's military invasion of Ukraine, terrorism, natural disasters, infectious illness or public health issues, cybersecurity events, supply chain disruptions, sanctions against Russia, other nations or individuals or companies and possible countermeasures, and other circumstances in one country or region could have profound impacts on other countries or regions and on global economies or markets. As a result, whether or not the Fund invests in securities of issuers located in or with significant exposure to the countries or regions directly affected, the value and liquidity of the Fund's investments may be negatively affected. The Fund may experience a substantial or complete loss on any security or investment.

Interest Rate Risk. The market prices of the Fund's fixed income securities may fluctuate significantly when interest rates change. The value of your investment will generally go down when interest rates rise. A rise in rates tends to have a greater impact on the prices of longer term or longer duration securities. In recent years, interest rates and credit spreads in the U.S. have been at historic lows. The U.S. Federal Reserve has raised certain interest rates, and interest rates may continue to go up. A general rise in interest rates could adversely affect the price and liquidity of fixed income securities and could also result in increased redemptions from the Fund. The maturity of a security may be significantly longer than its effective duration. A security's maturity and other features may be more relevant than its effective duration in determining the security's sensitivity to other factors such as changes in credit quality or in the yield premium that the market may establish for certain types of securities (sometimes called "credit spread"). In general, the longer its maturity the more a security may be susceptible to these factors. When the credit spread for a fixed income security goes up, or "widens," the value of the security will generally go down.

Credit Risk. If an issuer or obligor of a security held by the Fund or a counterparty to a financial contract with the Fund defaults or is downgraded, or is perceived to be less creditworthy, or if the value of the assets underlying a security declines, the value of your investment will typically decline. Changes in actual or perceived creditworthiness may occur quickly. The Fund could be delayed or hindered in its enforcement of rights against an issuer, guarantor or counterparty. Securities in the lowest category of investment grade (i.e., BBB/Baa) may be considered to have speculative characteristics.

Rating Agency Risk. Investment grade debt securities may be downgraded by a major rating agency to below investment grade status, which would increase the risk of holding these securities. In addition, a rating may become stale in that it fails to reflect changes to an issuer's financial condition. Ratings represent the rating agency's opinion regarding the quality of the security and are not a guarantee of quality. Rating agencies are subject to an inherent conflict of interest because they are often compensated by the same issuers whose securities they grade.

Risks Associated with Investments in Oregon and Other Municipal Obligations. The Fund may be affected significantly by adverse economic, political or other events affecting Oregon and other municipal issuers in which the Fund may invest. Municipal issuers may be adversely affected by rising health care costs, unfunded pension liabilities, and by the phasing out of federal programs providing financial support. The strength of the Oregon economy will be affected by, among other factors, the strength of the national and global economies, federal fiscal, monetary and trade policies, geopolitical risks, and business and consumer uncertainty related to these issues. The long-term impact of the COVID-19 pandemic and subsequent variants of COVID-19 is uncertain. The strength of residential construction is important to the Oregon economy due to wood products production. Oregon's debt levels are high in relation to its economic base. The state is highly vulnerable to budgetary strain due to its high reliance on volatile income taxes. Oregon has had a relatively high unemployment rate in recent years. Oregon is subject to periodic earthquakes and has also experienced significant wildfire events during the past several years. Unfavorable conditions and developments relating to projects financed with municipal securities can result in lower revenues to issuers of municipal securities, potentially resulting in defaults. Issuers often depend on revenues from these projects to make principal and interest payments. The value of municipal securities also can be adversely affected by changes in the financial condition of one or more individual municipal issuers or insurers of municipal issuers, regulatory and political developments, tax law changes or other legislative actions,

and by uncertainties and public perceptions concerning these and other factors. Municipal securities may be more susceptible to downgrades or defaults during recessions or similar periods of economic stress. Financial difficulties of municipal issuers may continue or get worse.

Tax Risk. The income on the Fund's Oregon Obligations and other municipal obligations could become subject to Federal and/or state income taxes due to noncompliant conduct by issuers, unfavorable legislation or litigation, or adverse interpretations by regulatory authorities.

Liquidity Risk. The Fund may make investments that are illiquid or become illiquid after purchase. Illiquid assets may also be difficult to value. Liquidity risk may be magnified in an environment of rising interest rates or widening credit spreads. If the Fund is forced to sell an illiquid security to meet redemption requests or other cash needs, the Fund may be forced to sell the security at a substantial loss or may not be able to sell at all. The Fund may not receive its proceeds from the sale of certain securities for an extended period (for example, several weeks or even longer). In extreme cases, this may constrain the Fund's ability to meet its obligations (including obligations to redeeming shareholders).

Prepayment or Call Risk. Many issuers have a right to prepay their securities. If interest rates fall, an issuer may exercise this right. If this happens, the Fund will not benefit from the rise in the market price of the securities that normally accompanies a decline in interest rates, and will be forced to reinvest prepayment proceeds at a time when yields on securities available in the market are lower than the yield on prepaid securities. The Fund may also lose any premium it paid on prepaid securities.

Extension Risk. During periods of rising interest rates, repayments of fixed income securities may occur more slowly than anticipated by the market. This may drive the prices of these securities down even more because their interest rates are lower than the current interest rate and they remain outstanding longer.

Portfolio Selection Risk. The value of your investment may decrease if the Manager's judgment about the quality, relative yield, value or market trends affecting a particular security, industry, sector or region, or about market movements, interest rates or other market factors, is incorrect.

Valuation Risk. Nearly all of the Fund's investments are valued using a fair value methodology. The sales price the Fund could receive for any particular portfolio investment may differ from the Fund's valuation of the investment, particularly for securities that trade in thin or volatile markets. These differences may increase significantly and affect Fund investments more broadly during periods of market volatility. Investors who purchase or redeem Fund shares may receive fewer or more shares or lower or higher redemption proceeds than they would have received if the securities had not been fair-valued securities or if a different valuation methodology has been used. The Fund's ability to value its investments may be impacted by technological issues and/or errors by pricing services or other third party service providers.

Redemption Risk. The Fund may experience heavy redemptions that could cause the Fund to liquidate its assets at inopportune times or at a loss or depressed value or accelerate taxable gains or transaction costs, which could cause the value of your investment to decline.

Cybersecurity Risk. Cybersecurity failures by and breaches of the Fund's Manager, Transfer Agent, Custodian, Distributor or other service providers may disrupt Fund operations, interfere with the Fund's ability to calculate its NAV, prevent Fund shareholders from purchasing, redeeming or exchanging shares or receiving distributions or receiving timely information regarding the Fund or their investment in the Fund, cause loss of or unauthorized access to private shareholder information, or result in financial losses to the Fund and its shareholders, regulatory fines, penalties, reputational damage, or additional compliance costs.

Non-Diversification Risk. The Fund is classified as a "non-diversified" investment company under the 1940 Act. Thus, compared with "diversified" funds, it may invest a greater percentage of its assets in obligations of a small number of issuers. In general, the more the Fund invests in the securities of specific issuers or issues of a similar project type, the more the Fund is exposed to risks associated with investments in those issuers or types of projects. Also, the Fund may be more risky than a more geographically diverse fund.

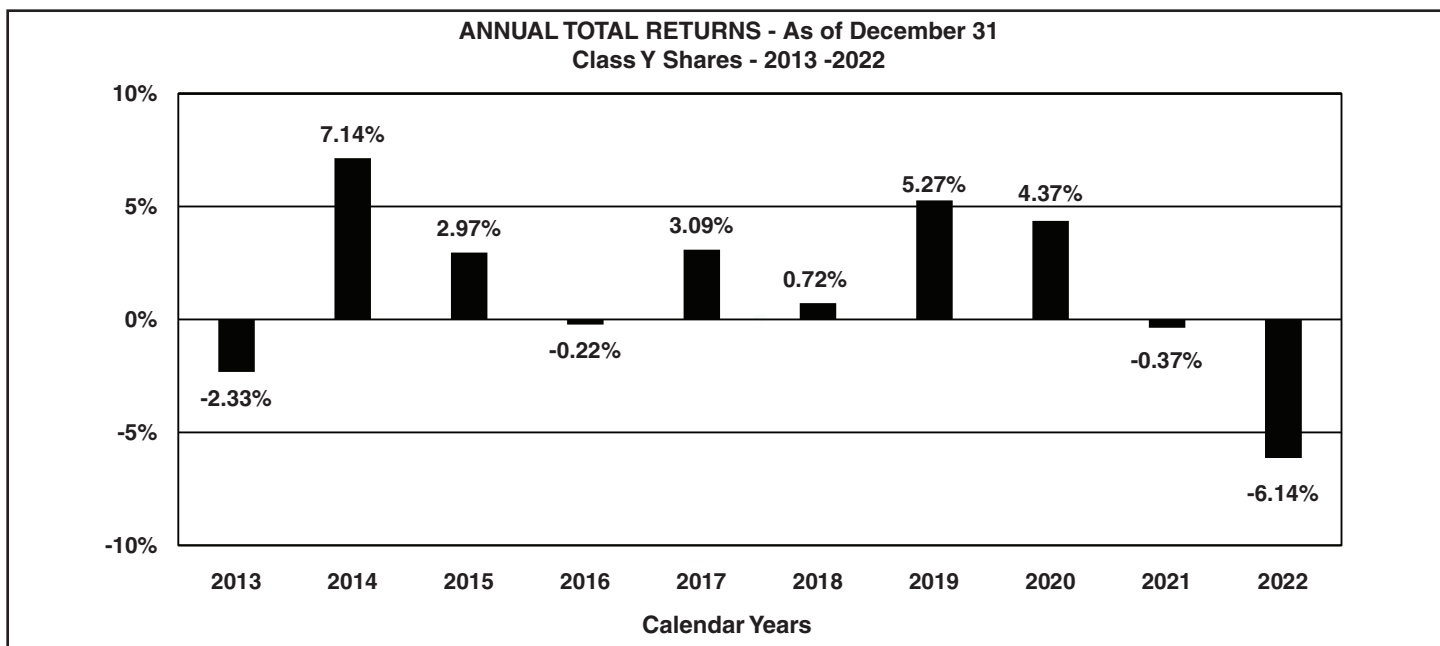
These risks are discussed in more detail later in the Prospectus or in the SAI.

Fund Performance

The following bar chart and table provide some indication of the risks of investing in the Fund by showing changes in the Fund's performance from year to year and by showing how the Fund's average annual total returns for the designated periods compare with those of a broad measure of market performance. The Fund's past performance (before and after taxes) is not necessarily an indication of how the Fund will perform in the future. Updated performance information is available at www.aquilafunds.com or by calling **800-437-1000 (toll-free)**.

The Fund acquired the assets and liabilities of Aquila Tax-Free Trust of Oregon (the Predecessor Fund) on June 26, 2020. As a result of the reorganization, the Fund is the accounting successor of the Predecessor Fund. Performance shown for periods prior to June 26, 2020, is the performance of the Predecessor Fund.

Until March 5, 2023, Davidson Fixed Income Management Inc. doing business in Colorado as Kirkpatrick Pettis Capital Management served as the sub-adviser of the Fund. Effective March 6, 2023, the Manager became directly responsible for portfolio management decisions for the Fund.



During the 10-year period shown in the bar chart, the highest return for a quarter was 3.47% (quarter ended December 31, 2022) and the lowest return for a quarter was -5.35% (quarter ended March 31, 2022).

The year-to-date (from January 1, 2023 to June 30, 2023) total return for Class Y Shares was 1.00%.

	Average Annual Total Returns for the Periods Ended December 31, 2022			
	1 Year	5 Years	10 Years	Since Inception
Class Returns Before Taxes:				
Class A	-9.21%	-0.30%	0.81%	
Class C	-8.09%	-0.33%	0.36%	
Class F	-6.04%	N/A	N/A	0.92% ⁽¹⁾
Class Y	-6.14%	0.69%	1.38%	
Class Y Returns After Taxes:				
On Distributions	-6.14%	0.68%	1.38%	
On Distributions and Redemption	-2.93%	1.00%	1.62%	
Bloomberg Municipal Bond: Quality Intermediate Total Return Index Unhedged USD* (This index of municipal bonds of issuers throughout the U.S. is unmanaged and does not reflect deductions for fund operating expenses, taxes or sales charges.)	-5.15%	1.36%	1.77%	1.56% ⁽¹⁾

* Source: Bloomberg Index Services Limited. BLOOMBERG® is a trademark and service mark of Bloomberg Finance L.P. and its affiliates (collectively "Bloomberg"). Bloomberg, or Bloomberg's licensors, own all proprietary rights in the Bloomberg Indices. Neither Bloomberg nor Bloomberg's licensors approve or endorse this material, or guarantee the accuracy or completeness of any information herein, nor does Bloomberg make any warranty, express or implied, as to the results to be obtained therefrom, and to the maximum extent allowed by law, neither shall have any liability or responsibility for injury or damages arising in connection therewith.

(1) Inception date - November 30, 2018

After-tax returns are calculated using the highest individual Federal marginal income and capital gains tax rates in effect at the time of each distribution and redemption, but do not reflect state and local taxes. Actual after-tax returns will depend on your specific situation and may differ from those shown. The after-tax returns shown are not relevant to investors who hold Fund shares through tax-deferred arrangements such as 401(k) plans or individual retirement accounts. (Please note that an investment in shares of the Fund may not be suitable for you if you are investing through a tax-deferred account). The total returns reflect reinvestment of dividends and distributions. Returns after taxes on distributions and redemption of Fund shares are higher than returns before taxes for periods shown because they reflect the tax benefit of capital losses realized on the sale of Fund shares. After-tax returns are shown only for Class Y Shares. After-tax returns for other classes of shares will vary.

Management

Investment Adviser – **Aquila Investment Management LLC** (the "Manager")

Portfolio Managers – Mr. Timothy Iltz, a portfolio manager of the Manager and Vice President of the Fund, is the Fund's lead portfolio manager. He has served as a portfolio manager of the Fund and the Predecessor Fund since 2018. Mr. Anthony Tanner, Vice President of the Fund, has served as a portfolio manager of the Fund since March 6, 2023. Mr. James Thompson, Vice President of the Fund, has served as a portfolio manager of the Fund since March 6, 2023. Mr. Thompson plans to retire as a portfolio manager on December 31, 2023.

Purchase and Sale of Fund Shares

You may purchase, redeem or exchange shares of the Fund on any day the New York Stock Exchange is open for business.

Transactions in Class A Shares or Class C Shares may be made either through a financial intermediary or, for accounts held directly with the Fund, you may contact the Fund in writing or by telephone:

- U.S. Postal Service Mail: Aquila Group of Funds, P.O. Box 534428, Pittsburgh, PA 15253-4428
- Overnight Carrier Deliveries: Aquila Group of Funds, Attention 534428, 500 Ross Street, 154-0520, Pittsburgh, PA 15262

- The Fund's telephone number is 800-437-1000

The minimum initial purchase amount for Class A and Class C Shares is \$1,000, or \$50 if an automatic investment program is established. There is no minimum for subsequent investments.

Transactions in Class F Shares and Class Y Shares may be made only through a financial intermediary, which may impose separate investment minimums.

Tax Information

The Fund intends to distribute income that is exempt from regular Federal income tax and Oregon state personal income tax. Portions of the Fund's distributions may be subject to such taxes and/or to the Federal alternative minimum tax.

Payments to Broker-Dealers and Other Financial Intermediaries

If you purchase shares of the Fund through a broker-dealer or other financial intermediary (such as a bank or financial advisor), the Fund and Aquila Distributors LLC (the "Distributor") or the Manager may pay the intermediary for the sale of Fund shares and related shareholder servicing activities. These payments create a conflict of interest by influencing the broker-dealer or other financial intermediary to recommend the Fund over another investment. Ask your financial advisor or visit your financial intermediary's website for more information.

**AQUILA NARRAGANSETT TAX-FREE INCOME FUND
FUND SUMMARY**

Investment Objective

The Fund’s objective is to provide you as high a level of current income exempt from Rhode Island state and regular Federal income taxes as is consistent with preservation of capital.

Fees and Expenses of the Fund

This table describes the fees and expenses that you may pay if you buy, hold and sell shares of the Fund. **You may pay other fees, such as brokerage commissions and other fees to financial intermediaries, which are not reflected in the tables and examples below.** If you invest in Class A

Shares, you may qualify for sales charge discounts if you and your immediate family invest, or agree to invest in the future, at least \$50,000 in the Fund or in other funds in the Aquila Group of Funds. More information about these and other discounts is available from your financial advisor and under “Alternative Purchase Plans” on page 59 of the Fund’s Prospectus, “Sales Charges - Class A Shares” on page 61 of the Prospectus, “Broker-Defined Sales Charge Waiver Policies” on page 98 of the Prospectus, and “Purchase, Redemption, and Pricing of Shares” on page 56 of the Statement of Additional Information (the “SAI”). If you invest in Class F Shares or Class Y Shares, you may be required to pay a commission to a broker, which is not reflected in the Expense Example.

	Class A Shares	Class C Shares	Class F Shares	Class I Shares	Class Y Shares
Shareholder Fees (fees paid directly from your investment)					
Maximum Sales Charge (Load) Imposed on Purchases (as a percentage of offering price)	3.00%	None	None	None	None
Maximum Deferred Sales Charge (Load) (as a percentage of the lesser of redemption value or purchase price)	None ⁽¹⁾	1.00%	None	None	None
Annual Fund Operating Expenses (Expenses that you pay each year as a percentage of your investment)					
Management Fee	0.50%	0.50%	0.50%	0.50%	0.50%
Distribution and Service (12b-1) Fees	0.15%	1.00%	None	0.40%	None
Other Expenses	0.23%	0.23%	0.20%	0.16%	0.23%
Total Annual Fund Operating Expenses	0.88%	1.73%	0.70%	1.06%	0.73%
Total Fee Waivers ⁽²⁾	-0.02%	-0.02%	-0.02%	-0.02%	-0.02%
Total Annual Fund Operating Expenses After Fee Waivers ⁽²⁾	0.86%	1.71%	0.68%	1.04%	0.71%

(1) Shareholders who purchase \$250,000 or more of Class A Shares do not pay an initial sales charge but may pay a contingent deferred sales charge of up to 0.75 of 1% for redemptions within one year of purchase and up to 0.50 of 1% for redemptions during the second year after purchase.

(2) The Manager has contractually undertaken to waive its fees to the extent necessary so that the annual management fee rate is equivalent to 0.48 of 1% of net assets of the Fund up to \$400,000,000; 0.46 of 1% of net assets above \$400,000,000 up to \$1,000,000,000; and 0.44 of 1% of net assets above \$1,000,000,000. This contractual undertaking is in effect until September 30, 2024. Prior to September 30, 2024, the Manager may not terminate the arrangement without the approval of the Board of Trustees.

Example

This Example is intended to help you compare the cost of investing in the Fund with the cost of investing in other mutual funds.

The Example assumes that you invest \$10,000 in the Fund for the time periods indicated and then redeem all of your shares at the end of those periods. The Example

also assumes that your investment has a 5% return each year and that the Fund’s operating expenses remain the same except for year one (which considers the effect of the expense limitation). Six years after the date of purchase, Class C Shares automatically convert to Class A Shares. Although your actual costs may be higher or lower, based on these assumptions your costs would be:

	1 Year	3 Years	5 Years	10 Years
Class A Shares	\$385	\$570	\$771	\$1,350
Class C Shares	\$274	\$543	\$937	\$1,607
Class F Shares	\$69	\$222	\$388	\$869
Class I Shares	\$106	\$335	\$583	\$1,292
Class Y Shares	\$73	\$231	\$404	\$905

You would pay the following expenses if you did not redeem your Class C Shares:

Class C Shares	\$174	\$543	\$937	\$1,607
----------------	-------	-------	-------	---------

Portfolio Turnover

The Fund pays transaction costs, such as commissions, when it buys and sells securities (or “turns over” its portfolio). A higher portfolio turnover rate may indicate higher transaction costs and may result in higher taxes when Fund shares are held in a taxable account. These costs, which are not reflected in annual Fund operating expenses or in the example, affect the Fund’s performance. During the fiscal year ended March 31, 2023, the Fund’s portfolio turnover rate was 3% of the average value of its portfolio.

Principal Investment Strategies

Under normal circumstances, at least 80% of the Fund’s net assets will be invested in municipal obligations that pay interest exempt, in the opinion of bond counsel, from Rhode Island state and regular Federal income taxes, the income paid upon which will not be subject to the Federal alternative minimum tax on individuals. In general, all or almost all of these obligations are issued by the State of Rhode Island, its counties and various other local authorities; these obligations may also include certain other governmental issuers. We call these “Rhode Island Obligations.” These securities may include participation or other interests in municipal securities and variable rate demand notes. Some Rhode Island Obligations, such as general obligation issues, are backed by the issuer’s taxing authority, while other Rhode Island Obligations, such as revenue bonds, are backed only by revenues from certain facilities or other sources and not by the issuer itself. These obligations can be of any maturity, but the Fund’s weighted average maturity has traditionally been between 5 and 15 years. The Fund is classified as a “non-diversified” investment company under the Investment Company Act of 1940 (the “1940 Act”), which means it may invest a greater percentage of its assets in a smaller number of issuers than a diversified fund.

At the time of purchase, the Fund’s Rhode Island Obligations must be of investment grade quality. This means that they must either

- be rated within the four highest credit ratings assigned by nationally recognized statistical rating organizations or,
- if unrated, be determined to be of comparable quality by the Fund’s Sub-Adviser, Clarfeld Financial Advisors, LLC, a wholly-owned subsidiary of Citizens Bank, N.A. (the “Sub-Adviser”).

The Sub-Adviser selects obligations for the Fund’s portfolio in order to achieve the Fund’s objective by considering various characteristics including quality, maturity and coupon rate.

Principal Risks

You may lose money by investing in the Fund. Following is a summary description of certain risks of investing in the Fund.

Market Risk. The market prices of securities or other assets held by the Fund may go up or down, sometimes rapidly or unpredictably, due to general market conditions, such as real or perceived adverse economic, political, or regulatory conditions, political instability, recessions, inflation, changes in interest or currency rates, lack of liquidity in the bond markets, the spread of infectious illness or other public health issues, armed conflict, market disruptions caused by tariffs, trade disputes, sanctions or other government actions, or other factors or adverse investor sentiment. When market prices fall, the value of your investment will likely go down. A change in financial condition or other event affecting a single issuer or market may adversely impact securities markets as a whole.

In the past decade, financial markets throughout the world have experienced increased volatility, depressed valuations, decreased liquidity and heightened uncertainty. Governmental and non-governmental issuers have defaulted on, or been forced to restructure, their debts. These conditions may continue, recur, worsen or spread. Events that have contributed to these market conditions include, but are not limited to, major cybersecurity events; geopolitical events (including wars, terror attacks and economic sanctions); global pandemics; measures to address budget deficits; downgrades of sovereign debt; changes in oil and commodity prices; dramatic changes in currency exchange rates; and public sentiment. The fallout from the COVID-19 pandemic and subsequent variants of COVID-19, and the long-term impact on economies, markets, industries and individual issuers, are not known. Some sectors of the economy and individual issuers have experienced or may experience particularly large losses. Periods of extreme volatility in the financial markets; reduced liquidity of many instruments; and disruptions to supply chains, consumer demand and employee availability, may continue for some time.

Recently, inflation and interest rates have increased and may rise further. These circumstances could adversely affect the value and liquidity of the Fund’s investments, impair the Fund’s ability to satisfy redemption requests, and negatively impact the Fund’s performance. Following Russia’s invasion of Ukraine, Russian securities have lost all, or nearly all, their market value. Other securities or markets could be similarly affected by past or future political, geopolitical or other events or conditions.

Governments and central banks, including the U.S. Federal Reserve, have taken extraordinary and unprecedented actions to support local and global

economies and the financial markets. These actions have resulted in significant expansion of public debt, including in the U.S. The consequences of high public debt, including its future impact on the economy and securities markets, may not be known for some time. U.S. Federal Reserve or other U.S. or non-U.S. governmental or central bank actions, including increases or decreases in interest rates, or contrary actions by different governments, could negatively affect financial markets generally, increase market volatility and reduce the value and liquidity of securities in which the Fund invests.

Economies and financial markets throughout the world are increasingly interconnected. Economic, financial or political events, trading and tariff arrangements, armed conflict including Russia's military invasion of Ukraine, terrorism, natural disasters, infectious illness or public health issues, cybersecurity events, supply chain disruptions, sanctions against Russia, other nations or individuals or companies and possible countermeasures, and other circumstances in one country or region could have profound impacts on other countries or regions and on global economies or markets. As a result, whether or not the Fund invests in securities of issuers located in or with significant exposure to the countries or regions directly affected, the value and liquidity of the Fund's investments may be negatively affected. The Fund may experience a substantial or complete loss on any security or investment.

Interest Rate Risk. The market prices of the Fund's fixed income securities may fluctuate significantly when interest rates change. The value of your investment will generally go down when interest rates rise. A rise in rates tends to have a greater impact on the prices of longer term or longer duration securities. In recent years, interest rates and credit spreads in the U.S. have been at historic lows. The U.S. Federal Reserve has raised certain interest rates, and interest rates may continue to go up. A general rise in interest rates could adversely affect the price and liquidity of fixed income securities and could also result in increased redemptions from the Fund. The maturity of a security may be significantly longer than its effective duration. A security's maturity and other features may be more relevant than its effective duration in determining the security's sensitivity to other factors such as changes in credit quality or in the yield premium that the market may establish for certain types of securities (sometimes called "credit spread"). In general, the longer its maturity the more a security may be susceptible to these factors. When the credit spread for a fixed income security goes up, or "widens," the value of the security will generally go down.

Credit Risk. If an issuer or obligor of a security held by the Fund or a counterparty to a financial contract with the Fund defaults or is downgraded, or is perceived to be less creditworthy, or if the value of the assets underlying a

security declines, the value of your investment will typically decline. Changes in actual or perceived creditworthiness may occur quickly. The Fund could be delayed or hindered in its enforcement of rights against an issuer, guarantor or counterparty. Securities in the lowest category of investment grade (i.e., BBB/Baa) may be considered to have speculative characteristics.

Rating Agency Risk. Investment grade debt securities may be downgraded by a major rating agency to below investment grade status, which would increase the risk of holding these securities. In addition, a rating may become stale in that it fails to reflect changes to an issuer's financial condition. Ratings represent the rating agency's opinion regarding the quality of the security and are not a guarantee of quality. Rating agencies are subject to an inherent conflict of interest because they are often compensated by the same issuers whose securities they grade.

Risks Associated with Investments in Rhode Island and Other Municipal Obligations. The Fund may be affected significantly by adverse economic, political or other events affecting Rhode Island and other municipal issuers in which the Fund may invest. Municipal issuers may be adversely affected by rising health care costs, unfunded pension liabilities, and by the phasing out of federal programs providing financial support. A number of municipalities in Rhode Island have experienced financial difficulties. The strength of the Rhode Island economy also will be affected by federal fiscal, monetary and trade policies, the strength of the global economy, geopolitical risks, and business and consumer uncertainty related to these issues. The long-term impact of the COVID-19 pandemic and subsequent variants of COVID-19 is uncertain. Rhode Island's retirement systems are underfunded. Unfavorable conditions and developments relating to projects financed with municipal securities can result in lower revenues to issuers of municipal securities, potentially resulting in defaults. Issuers often depend on revenues from these projects to make principal and interest payments. The value of municipal securities also can be adversely affected by changes in the financial condition of one or more individual municipal issuers or insurers of municipal issuers, regulatory and political developments, tax law changes or other legislative actions, and by uncertainties and public perceptions concerning these and other factors. Municipal securities may be more susceptible to downgrades or defaults during recessions or similar periods of economic stress. Financial difficulties of municipal issuers may continue or get worse.

Tax Risk. The income on the Fund's Rhode Island Obligations and other municipal obligations could become subject to Federal and/or state income taxes due to noncompliant conduct by issuers, unfavorable legislation

or litigation, or adverse interpretations by regulatory authorities.

Liquidity Risk. The Fund may make investments that are illiquid or become illiquid after purchase. Illiquid assets may also be difficult to value. Liquidity risk may be magnified in an environment of rising interest rates or widening credit spreads. If the Fund is forced to sell an illiquid security to meet redemption requests or other cash needs, the Fund may be forced to sell the security at a substantial loss or may not be able to sell at all. The Fund may not receive its proceeds from the sale of certain securities for an extended period (for example, several weeks or even longer). In extreme cases, this may constrain the Fund's ability to meet its obligations (including obligations to redeeming shareholders).

Prepayment or Call Risk. Many issuers have a right to prepay their securities. If interest rates fall, an issuer may exercise this right. If this happens, the Fund will not benefit from the rise in the market price of the securities that normally accompanies a decline in interest rates, and will be forced to reinvest prepayment proceeds at a time when yields on securities available in the market are lower than the yield on prepaid securities. The Fund may also lose any premium it paid on prepaid securities.

Extension Risk. During periods of rising interest rates, repayments of fixed income securities may occur more slowly than anticipated by the market. This may drive the prices of these securities down even more because their interest rates are lower than the current interest rate and they remain outstanding longer.

Portfolio Selection Risk. The value of your investment may decrease if the Sub-Adviser's judgment about the quality, relative yield, value or market trends affecting a particular security, industry, sector or region, or about market movements, interest rates or other market factors, is incorrect.

Valuation Risk. Nearly all of the Fund's investments are valued using a fair value methodology. The sales price the Fund could receive for any particular portfolio investment may differ from the Fund's valuation of the investment, particularly for securities that trade in thin or volatile markets. These differences may increase significantly and affect Fund investments more broadly during periods of

market volatility. Investors who purchase or redeem Fund shares may receive fewer or more shares or lower or higher redemption proceeds than they would have received if the securities had not been fair-valued securities or if a different valuation methodology has been used. The Fund's ability to value its investments may be impacted by technological issues and/or errors by pricing services or other third party service providers.

Redemption Risk. The Fund may experience heavy redemptions that could cause the Fund to liquidate its assets at inopportune times or at a loss or depressed value or accelerate taxable gains or transaction costs, which could cause the value of your investment to decline.

Cybersecurity Risk. Cybersecurity failures by and breaches of the Fund's Manager, Sub-Adviser, Transfer Agent, Custodian, Distributor or other service providers may disrupt Fund operations, interfere with the Fund's ability to calculate its NAV, prevent Fund shareholders from purchasing, redeeming or exchanging shares or receiving distributions or receiving timely information regarding the Fund or their investment in the Fund, cause loss of or unauthorized access to private shareholder information, or result in financial losses to the Fund and its shareholders, regulatory fines, penalties, reputational damage, or additional compliance costs.

Non-Diversification Risk. The Fund is classified as a "non-diversified" investment company under the 1940 Act. Thus, compared with "diversified" funds, it may invest a greater percentage of its assets in obligations of a small number of issuers. In general, the more the Fund invests in the securities of specific issuers or issues of a similar project type, the more the Fund is exposed to risks associated with investments in those issuers or types of projects. Also, the Fund may be more risky than a more geographically diverse fund.

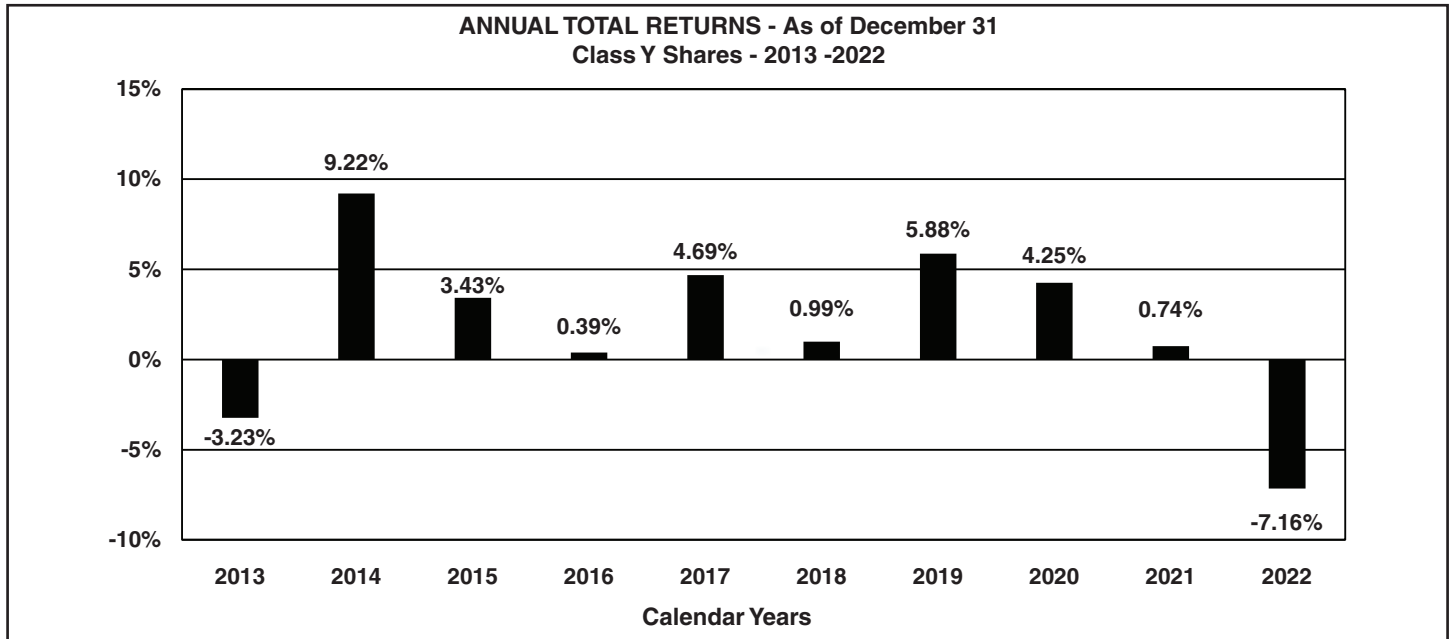
An investment in the Fund is not a deposit in Citizens Bank, N.A., any of its bank or non-bank affiliates or any other bank, and is not insured or guaranteed by the Federal Deposit Insurance Corporation or any other government agency.

These risks are discussed in more detail later in the Prospectus or in the SAI.

Fund Performance

The following bar chart and table provide some indication of the risks of investing in the Fund by showing changes in the Fund's performance from year to year and by showing how the Fund's average annual total returns for the designated periods compare with those of a broad measure of market performance. The Fund's past performance (before and after taxes) is not necessarily an indication of how the Fund will perform in the future. Updated performance information is available at www.aquilafunds.com or by calling **800-437-1000 (toll-free)**.

The Fund acquired the assets and liabilities of Aquila Narragansett Tax-Free Income Fund (the "Predecessor Fund") on October 11, 2013. As a result of the reorganization, the Fund is the accounting successor of the Predecessor Fund. Performance shown for periods prior to October 11, 2013 is the performance of the Predecessor Fund.



During the 10-year period shown in the bar chart, the highest return for a quarter was 3.82% (quarter ended March 31, 2014) and the lowest return for a quarter was -5.27% (quarter ended March 31, 2022).

The year-to-date (from January 1, 2023 to June 30, 2023) total return for Class Y Shares was 1.48%.

	Average Annual Total Returns for the Periods Ended December 31, 2022			
	1 Year	5 Years	10 Years	Since Inception
Class Returns Before Taxes:				
Class A	-10.08%	-0.14%	1.26%	
Class C	-8.99%	-0.17%	0.81%	
Class F	-7.23%	N/A	N/A	1.00% ⁽¹⁾
Class I	-7.51%	0.58%	1.53%	
Class Y	-7.16%	0.84%	1.82%	
Class Y Returns After Taxes:				
On Distributions	-7.16%	0.83%	1.82%	
On Distributions and Redemption	-3.44%	1.19%	2.02%	
Bloomberg Municipal Bond: Quality Intermediate Total Return Index Unhedged USD* (This index of municipal bonds of issuers throughout the U.S. is unmanaged and does not reflect deductions for fund operating expenses, taxes or sales charges.)	-5.15%	1.36%	1.77%	1.56% ⁽¹⁾

* Source: Bloomberg Index Services Limited. BLOOMBERG® is a trademark and service mark of Bloomberg Finance L.P. and its affiliates (collectively “Bloomberg”). Bloomberg, or Bloomberg’s licensors, own all proprietary rights in the Bloomberg Indices. Neither Bloomberg nor Bloomberg’s licensors approve or endorse this material, or guarantee the accuracy or completeness of any information herein, nor does Bloomberg make any warranty, express or implied, as to the results to be obtained therefrom, and to the maximum extent allowed by law, neither shall have any liability or responsibility for injury or damages arising in connection therewith.

(1) Inception date - November 30, 2018

After-tax returns are calculated using the highest individual Federal marginal income and capital gains tax rates in effect at the time of each distribution and redemption, but do not reflect state and local taxes. Actual after-tax returns will depend on your specific situation and may differ from those shown. The after-tax returns shown are not relevant to investors who hold Fund shares through tax-deferred arrangements such as 401(k) plans or individual retirement accounts. (Please note that an investment in shares of the Fund may not be suitable for you if you are investing through a tax-deferred account). The total returns reflect reinvestment of dividends and distributions. Returns after taxes on distributions and redemption of Fund shares are higher than returns before taxes for periods shown because they reflect the tax benefit of capital losses realized on the sale of Fund shares. After-tax returns are shown only for Class Y Shares. After-tax returns for other classes of shares will vary.

Management

Investment Adviser – **Aquila Investment Management LLC** (the “Manager”)

Sub-Adviser – **Clarfled Financial Advisors, LLC, a wholly-owned subsidiary of Citizens Bank, N.A.**

Portfolio Manager – Jeffrey K. Hanna, a Senior Vice President of the Sub-Adviser, has served as the portfolio manager or co-portfolio manager of the Fund and the Predecessor Fund since 2005, and was an assistant portfolio manager of the Predecessor Fund from 2000 to 2005.

Purchase and Sale of Fund Shares

You may purchase, redeem or exchange shares of the Fund on any day the New York Stock Exchange is open for business.

Transactions in Class A Shares or Class C Shares may be made either through a financial intermediary or, for accounts held directly with the Fund, you may contact the Fund in writing or by telephone:

- U.S. Postal Service Mail: Aquila Group of Funds, P.O. Box 534428, Pittsburgh, PA 15253-4428
- Overnight Carrier Deliveries: Aquila Group of Funds, Attention 534428, 500 Ross Street, 154-0520, Pittsburgh, PA 15262
- The Fund’s telephone number is 800-437-1000

The minimum initial purchase amount for Class A and Class C Shares is \$1,000, or \$50 if an automatic investment program is established. There is no minimum for subsequent investments.

Transactions in Class F Shares, Class I Shares and Class Y Shares may be made only through a financial intermediary, which may impose separate investment minimums.

Tax Information

The Fund intends to distribute income that is exempt from regular Federal income tax and Rhode Island state income tax. Portions of the Fund’s distributions may be subject to such taxes and/or to the Federal alternative minimum tax.

Payments to Broker-Dealers and Other Financial Intermediaries

If you purchase shares of the Fund through a broker-dealer or other financial intermediary (such as a bank or financial advisor), the Fund and Aquila Distributors LLC (the “Distributor”) or the Manager may pay the intermediary for the sale of Fund shares and related shareholder servicing activities. These payments create a conflict of interest by influencing the broker-dealer or other financial intermediary to recommend the Fund over another investment. Ask your financial advisor or visit your financial intermediary’s website for more information.

**AQUILA TAX-FREE FUND FOR UTAH
FUND SUMMARY**

Investment Objective

The Fund’s objective is to provide you as high a level of current income exempt from Utah state and regular Federal income taxes as is consistent with preservation of capital.

Fees and Expenses of the Fund

This table describes the fees and expenses that you may pay if you buy, hold and sell shares of the Fund. **You may pay other fees, such as brokerage commissions and other fees to financial intermediaries, which are not reflected in the tables and examples below.** If you invest in Class A

Shares, you may qualify for sales charge discounts if you and your immediate family invest, or agree to invest in the future, at least \$50,000 in the Fund or in other funds in the Aquila Group of Funds. More information about these and other discounts is available from your financial advisor and under “Alternative Purchase Plans” on page 59 of the Fund’s Prospectus, “Sales Charges - Class A Shares” on page 61 of the Prospectus, “Broker-Defined Sales Charge Waiver Policies” on page 98 of the Prospectus, and “Purchase, Redemption, and Pricing of Shares” on page 56 of the Statement of Additional Information (the “SAI”). If you invest in Class F Shares or Class Y Shares, you may be required to pay a commission to a broker, which is not reflected in the Expense Example.

	Class A Shares	Class C Shares	Class F Shares	Class Y Shares
Shareholder Fees (fees paid directly from your investment)				
Maximum Sales Charge (Load) Imposed on Purchases (as a percentage of offering price)	3.00%	None	None	None
Maximum Deferred Sales Charge (Load) (as a percentage of the lesser of redemption value or purchase price)	None ⁽¹⁾	1.00%	None	None
Annual Fund Operating Expenses (Expenses that you pay each year as a percentage of your investment)				
Management Fee	0.50%	0.50%	0.50%	0.50%
Distribution and Service (12b-1) Fees	0.20%	1.00%	None	None
Other Expenses	0.19%	0.19%	0.16%	0.19%
Total Annual Fund Operating Expenses	0.89%	1.69%	0.66%	0.69%
Total Fee Waivers and/or Reimbursement ⁽²⁾	-0.02%	-0.02%	-0.02%	-0.02%
Total Annual Fund Operating Expenses After Fee Waivers ⁽²⁾	0.87%	1.67%	0.64%	0.67%

(1) Shareholders who purchase \$250,000 or more of Class A Shares do not pay an initial sales charge but may pay a contingent deferred sales charge of up to 0.75 of 1% for redemptions within one year of purchase and up to 0.50 of 1% for redemptions during 13 to 18 months after purchase.
 (2) The Manager has contractually undertaken to waive its fees to the extent necessary so that the annual management fee rate is equivalent to 0.48 of 1% of net assets of the Fund up to \$400,000,000; 0.46 of 1% of net assets above \$400,000,000 up to \$1,000,000,000; and 0.44 of 1% of net assets above \$1,000,000,000. This contractual undertaking is in effect until September 30, 2024. Prior to September 30, 2024, the Manager may not terminate the arrangement without the approval of the Board of Trustees.

Example

This Example is intended to help you compare the cost of investing in the Fund with the cost of investing in other mutual funds.

The Example assumes that you invest \$10,000 in the Fund for the time periods indicated and then redeem all of your shares at the end of those periods. The Example

also assumes that your investment has a 5% return each year and that the Fund’s operating expenses remain the same except for year one (which considers the effect of the expense limitation). Six years after the date of purchase, Class C Shares automatically convert to Class A Shares. Although your actual costs may be higher or lower, based on these assumptions your costs would be:

	1 Year	3 Years	5 Years	10 Years
Class A Shares	\$386	\$573	\$776	\$1,361
Class C Shares	\$270	\$531	\$916	\$1,588
Class F Shares	\$65	\$209	\$366	\$821
Class Y Shares	\$68	\$219	\$382	\$857

You would pay the following expenses if you did not redeem your Class C Shares:

Class C Shares	\$170	\$531	\$916	\$1,588
----------------	-------	-------	-------	---------

Portfolio Turnover

The Fund pays transaction costs, such as commissions, when it buys and sells securities (or “turns over” its portfolio). A higher portfolio turnover rate may indicate higher transaction costs and may result in higher taxes when Fund shares are held in a taxable account. These costs, which are not reflected in annual Fund operating expenses or in the example, affect the Fund’s performance. During the fiscal year ended March 31, 2023, the Fund’s portfolio turnover rate was 12% of the average value of its portfolio.

Principal Investment Strategies

Under normal circumstances, at least 80% of the Fund’s net assets will be invested in municipal obligations that pay interest exempt, in the opinion of bond counsel, from Utah state individual and regular Federal income taxes, the income paid upon which will not be subject to the Federal alternative minimum tax on individuals. These obligations are issued by the State of Utah, its counties and various other local authorities, certain other governmental issuers, and by other states and entities that do not tax interest from obligations issued by the State of Utah. These obligations also include obligations issued by other states, the interest on which is exempt, in the opinion of bond counsel or other appropriate counsel, from regular Federal income tax and, pursuant to Utah statutory authority, from Utah individual (but not corporate) income taxes. We call these obligations “Utah Double-Exempt Obligations.” Under normal circumstances, at least 50% of the Fund’s assets will consist of obligations of Utah-based issuers. Utah Double-Exempt Obligations may include participation or other interests in municipal securities and variable rate demand notes. Some Utah Double-Exempt Obligations, such as general obligation issues, are backed by the issuer’s taxing authority, while other Utah Double-Exempt Obligations, such as revenue bonds, are backed only by revenues from certain facilities or other sources and not by the issuer itself. These obligations can be of any maturity, but the Fund’s weighted average maturity has traditionally been between 5 and 15 years. The Fund is classified as a “non-diversified” investment company under the Investment Company Act of 1940 (the “1940 Act”), which means it may invest a greater percentage of its assets in a smaller number of issuers than a diversified fund.

At the time of purchase, the Fund’s Utah Double-Exempt Obligations must be of investment grade quality. This means that they must either

- be rated within the four highest credit ratings assigned by nationally recognized statistical rating organizations or,
- if unrated, be determined to be of comparable quality by the Fund’s Manager, Aquila Investment Management LLC.

The Fund may invest a significant portion of its assets in unrated securities, including those issued in private placement transactions. From time to time, the Fund may hold a significant percentage, or all, of the outstanding private placement bonds issued by certain issuers.

The Manager selects obligations for the Fund’s portfolio in order to achieve the Fund’s objective by considering various characteristics including quality, maturity and coupon rate.

Principal Risks

You may lose money by investing in the Fund. Following is a summary description of certain risks of investing in the Fund.

Market Risk. The market prices of securities or other assets held by the Fund may go up or down, sometimes rapidly or unpredictably, due to general market conditions, such as real or perceived adverse economic, political, or regulatory conditions, political instability, recessions, inflation, changes in interest or currency rates, lack of liquidity in the bond markets, the spread of infectious illness or other public health issues, armed conflict, market disruptions caused by tariffs, trade disputes, sanctions or other government actions, or other factors or adverse investor sentiment. When market prices fall, the value of your investment will likely go down. A change in financial condition or other event affecting a single issuer or market may adversely impact securities markets as a whole.

In the past decade, financial markets throughout the world have experienced increased volatility, depressed valuations, decreased liquidity and heightened uncertainty. Governmental and non-governmental issuers have defaulted on, or been forced to restructure, their debts. These conditions may continue, recur, worsen or spread. Events that have contributed to these market conditions include, but are not limited to, major cybersecurity events; geopolitical events (including wars, terror attacks and economic sanctions); global pandemics; measures to address budget deficits; downgrades of sovereign debt; changes in oil and commodity prices; dramatic changes in currency exchange rates; and public sentiment. The fallout from the COVID-19 pandemic and subsequent variants of COVID-19, and the long-term impact on economies, markets, industries and individual issuers, are not known. Some sectors of the economy and individual issuers have experienced or may experience particularly large losses. Periods of extreme volatility in the financial markets; reduced liquidity of many instruments; and disruptions to supply chains, consumer demand and employee availability, may continue for some time.

Recently, inflation and interest rates have increased and may rise further. These circumstances could adversely affect the value and liquidity of the Fund’s investments,

impair the Fund's ability to satisfy redemption requests, and negatively impact the Fund's performance. Following Russia's invasion of Ukraine, Russian securities have lost all, or nearly all, their market value. Other securities or markets could be similarly affected by past or future political, geopolitical or other events or conditions.

Governments and central banks, including the U.S. Federal Reserve, have taken extraordinary and unprecedented actions to support local and global economies and the financial markets. These actions have resulted in significant expansion of public debt, including in the U.S. The consequences of high public debt, including its future impact on the economy and securities markets, may not be known for some time. U.S. Federal Reserve or other U.S. or non-U.S. governmental or central bank actions, including increases or decreases in interest rates, or contrary actions by different governments, could negatively affect financial markets generally, increase market volatility and reduce the value and liquidity of securities in which the Fund invests.

Economies and financial markets throughout the world are increasingly interconnected. Economic, financial or political events, trading and tariff arrangements, armed conflict including Russia's military invasion of Ukraine, terrorism, natural disasters, infectious illness or public health issues, cybersecurity events, supply chain disruptions, sanctions against Russia, other nations or individuals or companies and possible countermeasures, and other circumstances in one country or region could have profound impacts on other countries or regions and on global economies or markets. As a result, whether or not the Fund invests in securities of issuers located in or with significant exposure to the countries or regions directly affected, the value and liquidity of the Fund's investments may be negatively affected. The Fund may experience a substantial or complete loss on any security or investment.

Interest Rate Risk. The market prices of the Fund's fixed income securities may fluctuate significantly when interest rates change. The value of your investment will generally go down when interest rates rise. A rise in rates tends to have a greater impact on the prices of longer term or longer duration securities. In recent years, interest rates and credit spreads in the U.S. have been at historic lows. The U.S. Federal Reserve has raised certain interest rates, and interest rates may continue to go up. A general rise in interest rates could adversely affect the price and liquidity of fixed income securities and could also result in increased redemptions from the Fund. The maturity of a security may be significantly longer than its effective duration. A security's maturity and other features may be more relevant than its effective duration in determining the security's sensitivity to other factors such as changes in credit quality or in the yield premium that the market may

establish for certain types of securities (sometimes called "credit spread"). In general, the longer its maturity the more a security may be susceptible to these factors. When the credit spread for a fixed income security goes up, or "widens," the value of the security will generally go down.

Credit Risk. If an issuer or obligor of a security held by the Fund or a counterparty to a financial contract with the Fund defaults or is downgraded, or is perceived to be less creditworthy, or if the value of the assets underlying a security declines, the value of your investment will typically decline. Changes in actual or perceived creditworthiness may occur quickly. The Fund could be delayed or hindered in its enforcement of rights against an issuer, guarantor or counterparty. Securities in the lowest category of investment grade (i.e., BBB/Baa) may be considered to have speculative characteristics.

Rating Agency Risk. Investment grade debt securities may be downgraded by a major rating agency to below investment grade status, which would increase the risk of holding these securities. In addition, a rating may become stale in that it fails to reflect changes to an issuer's financial condition. Ratings represent the rating agency's opinion regarding the quality of the security and are not a guarantee of quality. Rating agencies are subject to an inherent conflict of interest because they are often compensated by the same issuers whose securities they grade.

Risks Associated with Investments in Utah and Other Municipal Obligations. The Fund may be affected significantly by adverse economic, political or other events affecting Utah and other municipal issuers in which the Fund may invest. Provisions of Utah's Constitution and state statutes that limit the borrowing, taxing and spending authority of Utah's governmental entities may impair the ability of Utah issuers to pay principal and/or interest on their obligations. Utah households pay more in state and local taxes per household than the national average. The current relatively high level of taxation could adversely affect the ability of Utah issuers to raise taxes substantially or at all. The strength of the Utah economy also will be affected by federal fiscal, monetary and trade policies, the strength of the global economy, geopolitical risks, and business and consumer uncertainty related to these issues. The long-term impact of the COVID-19 pandemic and subsequent variants of COVID-19 is uncertain. Municipal issuers may be adversely affected by rising health care costs, unfunded pension liabilities, and by the phasing out of federal programs providing financial support. Unfavorable conditions and developments relating to projects financed with municipal securities can result in lower revenues to issuers of municipal securities, potentially resulting in defaults. Issuers often depend on revenues from these projects to make principal and interest payments. The value of municipal securities also

can be adversely affected by changes in the financial condition of one or more individual municipal issuers or insurers of municipal issuers, regulatory and political developments, tax law changes or other legislative actions, and by uncertainties and public perceptions concerning these and other factors. Municipal securities may be more susceptible to downgrades or defaults during recessions or similar periods of economic stress. Financial difficulties of municipal issuers may continue or get worse.

Tax Risk. The income on the Fund's Utah Double-Exempt Obligations and other municipal obligations could become subject to Federal and/or state income taxes due to noncompliant conduct by issuers, unfavorable legislation or litigation, or adverse interpretations by regulatory authorities.

Unrated Security Risk. When the Fund purchases unrated securities, it will depend on the Manager's analysis of credit risk without the assessment of a nationally recognized statistical rating organization. Unrated securities may be less liquid than rated securities determined to be of comparable quality.

Liquidity Risk. The Fund may make investments that are illiquid or become illiquid after purchase, including investments in securities issued in private placement transactions. Illiquid assets may also be difficult to value. Liquidity risk may be magnified in an environment of rising interest rates or widening credit spreads. If the Fund is forced to sell an illiquid security to meet redemption requests or other cash needs, the Fund may be forced to sell the security at a substantial loss or may not be able to sell at all. The Fund may not receive its proceeds from the sale of certain securities for an extended period (for example, several weeks or even longer). In extreme cases, this may constrain the Fund's ability to meet its obligations (including obligations to redeeming shareholders).

Prepayment or Call Risk. Many issuers have a right to prepay their securities. If interest rates fall, an issuer may exercise this right. If this happens, the Fund will not benefit from the rise in the market price of the securities that normally accompanies a decline in interest rates, and will be forced to reinvest prepayment proceeds at a time when yields on securities available in the market are lower than the yield on prepaid securities. The Fund may also lose any premium it paid on prepaid securities.

Extension Risk. During periods of rising interest rates, repayments of fixed income securities may occur more slowly than anticipated by the market. This may drive the prices of these securities down even more because their interest rates are lower than the current interest rate and they remain outstanding longer.

Portfolio Selection Risk. The value of your investment may decrease if the Manager's judgment about the quality, relative yield, value or market trends affecting a particular security, industry, sector or region, or about market movements, interest rates or other market factors, is incorrect.

Valuation Risk. Nearly all of the Fund's investments are valued using a fair value methodology. The sales price the Fund could receive for any particular portfolio investment may differ from the Fund's valuation of the investment, particularly for securities that trade in thin or volatile markets. These differences may increase significantly and affect Fund investments more broadly during periods of market volatility. Investors who purchase or redeem Fund shares may receive fewer or more shares or lower or higher redemption proceeds than they would have received if the securities had not been fair-valued securities or if a different valuation methodology has been used. The Fund's ability to value its investments may be impacted by technological issues and/or errors by pricing services or other third party service providers.

Redemption Risk. The Fund may experience heavy redemptions that could cause the Fund to liquidate its assets at inopportune times or at a loss or depressed value or accelerate taxable gains or transaction costs, which could cause the value of your investment to decline.

Cybersecurity Risk. Cybersecurity failures by and breaches of the Fund's Manager, Transfer Agent, Custodian, Distributor or other service providers may disrupt Fund operations, interfere with the Fund's ability to calculate its NAV, prevent Fund shareholders from purchasing, redeeming or exchanging shares or receiving distributions or receiving timely information regarding the Fund or their investment in the Fund, cause loss of or unauthorized access to private shareholder information, or result in financial losses to the Fund and its shareholders, regulatory fines, penalties, reputational damage, or additional compliance costs.

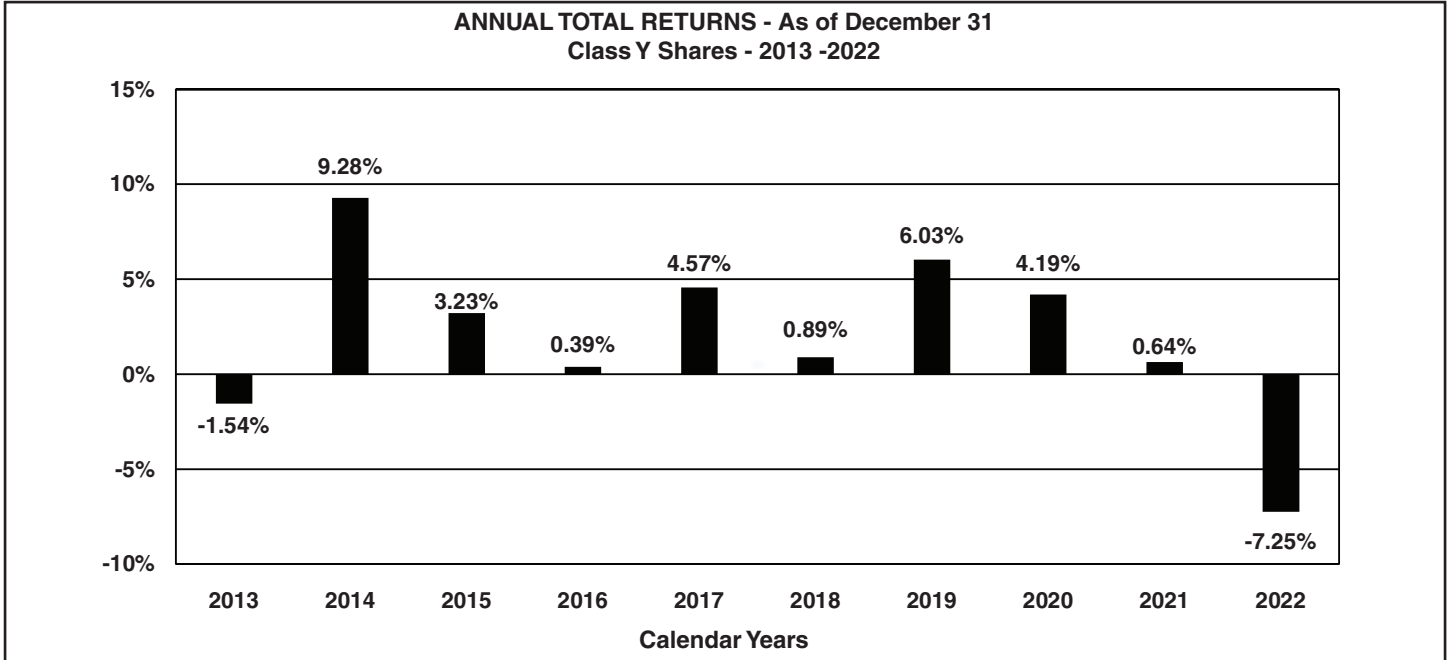
Non-Diversification Risk. The Fund is classified as a "non-diversified" investment company under the 1940 Act. Thus, compared with "diversified" funds, it may invest a greater percentage of its assets in obligations of a small number of issuers. In general, the more the Fund invests in the securities of specific issuers or issues of a similar project type, the more the Fund is exposed to risks associated with investments in those issuers or types of projects. Also, the Fund may be more risky than a more geographically diverse fund.

These risks are discussed in more detail later in the Prospectus or in the SAI.

Fund Performance

The following bar chart and table provide some indication of the risks of investing in the Fund by showing changes in the Fund's performance from year to year and by showing how the Fund's average annual total returns for the designated periods compare with those of a broad measure of market performance. The Fund's past performance (before and after taxes) is not necessarily an indication of how the Fund will perform in the future. Updated performance information is available at www.aquilafunds.com or by calling **800-437-1000 (toll-free)**.

The Fund acquired the assets and liabilities of Tax-Free Fund For Utah (the "Predecessor Fund") on October 11, 2013. As a result of the reorganization, the Fund is the accounting successor of the Predecessor Fund. Performance shown for periods prior to October 11, 2013 is the performance of the Predecessor Fund.



During the 10-year period shown in the bar chart, the highest return for a quarter was 3.57% (quarter ended December 31, 2022) and the lowest return for a quarter was -5.65% (quarter ended March 31, 2022).

The year-to-date (from January 1, 2023 to June 30, 2023) total return for Class Y Shares was 1.28%.

	Average Annual Total Returns for the Periods Ended December 31, 2022			
	1 Year	5 Years	10 Years	Since Inception
Class Returns Before Taxes:				
Class A	-10.25%	-0.20%	1.33%	
Class C	-9.11%	-0.17%	0.94%	
Class F	-7.02%	N/A	N/A	1.16% ⁽¹⁾
Class Y	-7.25%	0.80%	1.95%	
Class Y Returns After Taxes:				
On Distributions	-7.25%	0.79%	1.93%	
On Distributions and Redemption	-3.43%	1.18%	2.13%	
Bloomberg Municipal Bond: Quality Intermediate Total Return Index Unhedged USD* (This index of municipal bonds of issuers throughout the U.S. is unmanaged and does not reflect deductions for fund operating expenses, taxes or sales charges.)	-5.15%	1.36%	1.77%	1.56% ⁽¹⁾

* Source: Bloomberg Index Services Limited. BLOOMBERG® is a trademark and service mark of Bloomberg Finance L.P. and its affiliates (collectively “Bloomberg”). Bloomberg, or Bloomberg’s licensors, own all proprietary rights in the Bloomberg Indices. Neither Bloomberg nor Bloomberg’s licensors approve or endorse this material, or guarantee the accuracy or completeness of any information herein, nor does Bloomberg make any warranty, express or implied, as to the results to be obtained therefrom, and to the maximum extent allowed by law, neither shall have any liability or responsibility for injury or damages arising in connection therewith.

(1) Inception date - November 30, 2018

After-tax returns are calculated using the highest individual Federal marginal income and capital gains tax rates in effect at the time of each distribution and redemption, but do not reflect state and local taxes. Actual after-tax returns will depend on your specific situation and may differ from those shown. The after-tax returns shown are not relevant to investors who hold Fund shares through tax-deferred arrangements such as 401(k) plans or individual retirement accounts. (Please note that an investment in shares of the Fund may not be suitable for you if you are investing through a tax-deferred account). The total returns reflect reinvestment of dividends and distributions. Returns after taxes on distributions and redemption of Fund shares are higher than returns before taxes for periods shown because they reflect the tax benefit of capital losses realized on the sale of Fund shares. After-tax returns are shown only for Class Y Shares. After-tax returns for other classes of shares will vary.

Management

Investment Adviser – **Aquila Investment Management LLC** (the “Manager”)

Portfolio Managers – Mr. James Thompson, Vice President and lead portfolio manager of the Fund, is based in Bountiful, UT, and has served as a portfolio manager of the Fund and the Predecessor Fund since 2009. Mr. Royden Durham, Vice President of the Fund, has served as a portfolio manager of the Fund since 2017. Mr. Anthony Tanner, Vice President of the Fund, has served as a portfolio manager of the Fund since 2018. Effective August 1, 2023, Mr. Timothy Iltz, a portfolio manager of the Manager and Vice President of the Fund, will become a portfolio manager of the Fund. Mr. Thompson plans to retire as a portfolio manager on December 31, 2023.

Purchase and Sale of Fund Shares

You may purchase, redeem or exchange shares of the Fund on any day the New York Stock Exchange is open for business.

Transactions in Class A Shares or Class C Shares may be made either through a financial intermediary or, for accounts held directly with the Fund, you may contact the Fund in writing or by telephone:

- U.S. Postal Service Mail: Aquila Group of Funds, P.O. Box 534428, Pittsburgh, PA 15253-4428
- Overnight Carrier Deliveries: Aquila Group of Funds, Attention 534428, 500 Ross Street, 154-0520, Pittsburgh, PA 15262

- The Fund’s telephone number is 800-437-1000

The minimum initial purchase amount for Class A and Class C Shares is \$1,000, or \$50 if an automatic investment program is established. There is no minimum for subsequent investments.

Transactions in Class F Shares and Class Y Shares may be made only through a financial intermediary, which may impose separate investment minimums.

Tax Information

The Fund intends to distribute income that is exempt from regular Federal income tax and Utah state income tax. Portions of the Fund’s distributions may be subject to such taxes and/or to the Federal alternative minimum tax.

Payments to Broker-Dealers and Other Financial Intermediaries

If you purchase shares of the Fund through a broker-dealer or other financial intermediary (such as a bank or financial advisor), the Fund and Aquila Distributors LLC (the “Distributor”) or the Manager may pay the intermediary for the sale of Fund shares and related shareholder servicing activities. These payments create a conflict of interest by influencing the broker-dealer or other financial intermediary to recommend the Fund over another investment. Ask your financial advisor or visit your financial intermediary’s website for more information.

Additional Information About the Funds' Principal Investment Strategies and Principal Risks

Additional Information About the Funds' Principal Investment Strategies

Aquila Tax-Free Trust of Arizona

The Fund's objective is to provide you as high a level of current income exempt from Arizona state and regular Federal income taxes as is consistent with preservation of capital.

Aquila Tax-Free Trust of Arizona invests primarily in Arizona Obligations, which are a type of municipal obligation. Arizona Obligations are obligations of the State of Arizona and its political subdivisions, agencies and public authorities and of certain other governmental issuers, of any maturity, the interest on which is exempt, in the opinion of bond counsel or other appropriate counsel, from regular Federal income tax and Arizona state income tax. The Fund purchases the obligations of governmental issuers other than Arizona governmental issuers only when obligations of the State of Arizona and its political subdivisions, agencies and public authorities with the appropriate characteristics of quality, maturity and coupon rate are unavailable.

Under normal circumstances, at least 80% of the Fund's net assets will be invested in municipal obligations that pay interest exempt, in the opinion of bond counsel, from Arizona state and regular Federal income taxes, the income paid upon which will not be subject to the Federal alternative minimum tax on individuals. This 80% policy may not be changed without shareholder approval. Except for this policy and the Fund's investment objective, the Fund's investment strategies and policies may be changed from time to time without shareholder approval, unless specifically stated otherwise in this Prospectus or in the Statement of Additional Information.

The Fund is classified as a "non-diversified" investment company under the 1940 Act, which means it may invest a greater percentage of its assets in a smaller number of issuers than a diversified fund.

Aquila Tax-Free Fund of Colorado

The Fund's objective is to provide you as high a level of current income exempt from Colorado state and regular Federal income taxes as is consistent with preservation of capital.

Aquila Tax-Free Fund of Colorado invests primarily in Colorado Obligations, which are a type of municipal obligation. Colorado Obligations are obligations of the State of Colorado and its political subdivisions, agencies and public authorities and of certain other governmental issuers, of any maturity, the interest on which is exempt, in the opinion of bond counsel or other appropriate counsel, from regular Federal income tax and Colorado state income tax.

Under normal circumstances, at least 80% of the Fund's net assets will be invested in municipal obligations that pay interest exempt, in the opinion of bond counsel, from Colorado state and regular Federal income taxes, the income paid upon which will not be subject to the Federal alternative minimum tax on individuals. This 80% policy may not be changed without shareholder approval. Except for this policy and the Fund's investment objective, the Fund's investment strategies and policies may be changed from time to time without shareholder approval, unless specifically stated otherwise in this Prospectus or in the Statement of Additional Information.

Because of limitations contained in the state constitution, the State of Colorado issues no general obligation bonds secured by the full faith and credit of the state. Several agencies and instrumentalities of state government are authorized by statute to issue bonds secured by revenues from specific projects and activities. Accordingly, a significant portion of the Colorado Obligations in which Aquila Tax-Free Fund of Colorado invests is comprised of revenue bonds (see "Municipal Obligations" below). Additionally, the state currently is authorized to issue short-term revenue anticipation notes.

The Fund is classified as a "non-diversified" investment company under the 1940 Act, which means it may invest a greater percentage of its assets in a smaller number of issuers than a diversified fund.

Aquila Churchill Tax-Free Fund of Kentucky

The Fund's objective is to provide you as high a level of current income exempt from Kentucky state and regular Federal income taxes as is consistent with preservation of capital.

Aquila Churchill Tax-Free Fund of Kentucky invests primarily in Kentucky Obligations, which are a type of municipal obligation. Kentucky Obligations are obligations of the Commonwealth of Kentucky and its political subdivisions, agencies and public authorities and of certain other governmental issuers, of any maturity, the interest on which is exempt, in the opinion of bond counsel or other appropriate counsel, from regular Federal income tax and Kentucky income tax.

Under normal circumstances, at least 80% of the Fund's net assets will be invested in municipal obligations that pay interest exempt, in the opinion of bond counsel, from Kentucky income and regular Federal income taxes, the income paid upon which will not be subject to the Federal alternative minimum tax on individuals. This 80% policy may not be changed without shareholder approval. Except for this policy and the Fund's investment objective, the Fund's investment strategies and policies may be changed from time to time without shareholder approval, unless specifically stated otherwise in this Prospectus or in the Statement of Additional Information.

Historically, most Kentucky state and local government indebtedness has been issued in the form of revenue bonds (see “Municipal Obligations” below). Accordingly, a significant portion of the Kentucky Obligations in which Aquila Churchill Tax-Free Fund of Kentucky invests is comprised of revenue bonds.

The Fund is classified as a “non-diversified” investment company under the 1940 Act, which means it may invest a greater percentage of its assets in a smaller number of issuers than a diversified fund.

Aquila Tax-Free Trust of Oregon

The Fund’s objective is to provide you as high a level of current income exempt from Oregon state and regular Federal income taxes as is consistent with preservation of capital.

Aquila Tax-Free Trust of Oregon invests primarily in Oregon Obligations, which are a type of municipal obligation. Oregon Obligations are obligations of the State of Oregon and its political subdivisions, agencies and public authorities and of certain other governmental issuers, of any maturity, the interest on which is exempt, in the opinion of bond counsel or other appropriate counsel, from regular Federal income tax and Oregon personal income tax. The Fund purchases the obligations of governmental issuers other than Oregon governmental issuers only when obligations of the State of Oregon and its political subdivisions, agencies and public authorities with the appropriate characteristics of quality, maturity and coupon rate are unavailable.

Under normal circumstances, at least 80% of the Fund’s net assets will be invested in municipal obligations that pay interest exempt, in the opinion of bond counsel, from Oregon state and regular Federal income taxes, the income paid upon which will not be subject to the Federal alternative minimum tax on individuals. This 80% policy may not be changed without shareholder approval. Except for this policy and the Fund’s investment objective, the Fund’s investment strategies and policies may be changed from time to time without shareholder approval, unless specifically stated otherwise in this Prospectus or in the Statement of Additional Information.

The Fund is classified as a “non-diversified” investment company under the 1940 Act, which means it may invest a greater percentage of its assets in a smaller number of issuers than a diversified fund.

Aquila Narragansett Tax-Free Income Fund

The Fund’s objective is to provide you as high a level of current income exempt from Rhode Island state and regular Federal income taxes as is consistent with preservation of capital.

Aquila Narragansett Tax-Free Income Fund invests primarily in Rhode Island Obligations, which are a type of municipal obligation. Rhode Island Obligations are

obligations of the State of Rhode Island and its political subdivisions, agencies and public authorities and of certain other governmental issuers, of any maturity, the interest on which is exempt, in the opinion of bond counsel or other appropriate counsel, from regular Federal income tax and Rhode Island state income tax. The Fund purchases the obligations of governmental issuers other than Rhode Island governmental issuers only when obligations of the State of Rhode Island and its political subdivisions, agencies and public authorities with the appropriate characteristics of quality, maturity and coupon rate are unavailable.

Under normal circumstances, at least 80% of the Fund’s net assets will be invested in municipal obligations that pay interest exempt, in the opinion of bond counsel, from Rhode Island state and regular Federal income taxes, the income paid upon which will not be subject to the Federal alternative minimum tax on individuals. This 80% policy may not be changed without shareholder approval. Except for this policy and the Fund’s investment objective, the Fund’s investment strategies and policies may be changed from time to time without shareholder approval, unless specifically stated otherwise in this Prospectus or in the Statement of Additional Information.

The Fund is classified as a “non-diversified” investment company under the 1940 Act, which means it may invest a greater percentage of its assets in a smaller number of issuers than a diversified fund.

Aquila Tax-Free Fund For Utah

The Fund’s objective is to provide you as high a level of current income exempt from Utah state and regular Federal income taxes as is consistent with preservation of capital.

Aquila Tax-Free Fund For Utah invests primarily in Utah Double-Exempt Obligations, which are a type of municipal obligation. Under normal circumstances, at least 80% of the Fund’s net assets will be invested in municipal obligations that pay interest exempt, in the opinion of bond counsel, from Utah state individual and regular Federal income taxes, the income paid upon which will not be subject to the Federal alternative minimum tax on individuals. This 80% policy may not be changed without shareholder approval. Except for this policy and the Fund’s investment objective, the Fund’s investment strategies and policies may be changed from time to time without shareholder approval, unless specifically stated otherwise in this Prospectus or in the Statement of Additional Information. Under normal circumstances, at least 50% of the Fund’s assets will consist of obligations of Utah-based issuers.

Utah Double-Exempt Obligations are obligations of the State of Utah and its political subdivisions, agencies and public authorities and of certain other federal governmental issuers, of any maturity, the interest on which is exempt, in the opinion of bond counsel or other

appropriate counsel, from regular Federal income tax and Utah state individual income tax. Utah Double-Exempt Obligations also include obligations, of any maturity, issued by other states, the interest on which is exempt, in the opinion of bond counsel or other appropriate counsel, from regular Federal income tax and, pursuant to Utah statutory authority, from Utah individual (but not corporate) income taxes. The Utah State Tax Commission previously provided an administrative determination identifying those states, but has ceased providing that guidance. Utah's last administrative guidance identified those states as Alaska, Florida, Indiana (for bonds acquired before January 1, 2012), Nevada, North Dakota, South Dakota, Texas, Wyoming, Washington, D.C. and Washington State. Under normal circumstances, the Fund may invest up to 50% of its net assets at the time of purchase in obligations of non-Utah-based issuers. There can be no certainty as to the ongoing exemption from Utah individual income tax of the interest on obligations of states other than Utah.

The Fund may invest a significant portion of its assets in unrated securities, including those issued in private placement transactions. From time to time, the Fund may hold a significant percentage, or all, of the outstanding private placement bonds issued by certain issuers.

The Fund is classified as a "non-diversified" investment company under the 1940 Act, which means it may invest a greater percentage of its assets in a smaller number of issuers than a diversified fund.

Municipal Obligations

Each Fund may invest in municipal obligations. Municipal obligations are issued by or on behalf of states, territories and possessions of the United States and their political subdivisions, agencies and instrumentalities to obtain funds for public purposes. They include:

- municipal notes and bonds,
- tax, revenue or bond anticipation notes,
- construction loan notes,
- project notes, which sometimes carry a U.S. government guarantee,
- municipal lease/purchase agreements,
- participation interests in municipal or other securities, and
- floating and variable rate demand notes.

There are two principal classifications of municipal bonds: general obligation bonds and revenue bonds. General obligation bonds are backed by the full faith and credit of the issuing entity. Revenue bonds are typically used to fund public works projects that are expected to produce income sufficient to make the payments on the bonds, since they are not backed by the full taxing power of the municipality.

The various public purposes for which municipal obligations are issued include:

- obtaining funds for general operating expenses,
- refunding outstanding obligations,
- obtaining funds for loans to other public institutions and facilities, and
- funding capital construction, such as the construction of highways, bridges, schools, hospitals, housing, mass transportation, streets and water and wastewater systems.

Tax and revenue anticipation notes are generally issued in order to finance short-term cash needs or, occasionally, to finance construction. Tax and revenue anticipation notes are expected to be repaid from taxes or designated revenues in the related period, and they may or may not be general obligations of the issuing entity. Bond anticipation notes are issued with the expectation that their principal and interest will be paid out of proceeds from renewal notes or bonds and may be issued to finance such items as land acquisition, facility acquisition and/or construction and capital improvement projects. Municipal lease obligations are undivided interests issued by a state or municipality in a lease or installment purchase contract which generally relates to equipment or facilities. In some cases payments under municipal leases do not have to be made unless money is specifically approved for that purpose by an appropriate legislative body.

Although municipal obligations are issued by qualifying issuers, payments of principal and interest on municipal securities may be derived solely from revenues from certain facilities, mortgages or private industries, and may not be backed by the issuers themselves. Municipal obligations include participation or other interests in municipal securities issued or backed by banks, insurance companies and other financial institutions. In a participation interest, a bank or other financial institution sells undivided interests in a municipal or other security it owns. Participation interests may be supported by a bank letter of credit or guarantee. The interest rate generally is adjusted periodically, and the holder can sell the interests back to the issuer after a specified notice period.

Variable and Floating Rate Securities

Each Fund may invest in variable and floating rate securities. Variable rate demand instruments require the issuer or a third party, such as a bank, insurer or broker/dealer, to repurchase the security for its face value upon demand and typically have interest rates that reset on a periodic basis. Variable rate securities reset at specified intervals, while floating rate securities reset whenever there is a change in a specified index rate. In most cases, these reset provisions reduce the impact of changes in market interest rates on the value of the security. However, the value of these securities may decline if their interest rates do not rise as much, or as quickly, as interest rates

in general. Conversely, variable and floating rate securities will not generally increase in value if interest rates decline.

Credit Downgrades and Other Credit Events

Credit rating or credit quality of a security is determined at the time of purchase. If, after purchase, the credit rating on a security is downgraded or the credit quality deteriorates, or if the duration of a security is extended, a Fund's portfolio manager(s) will decide whether the security should continue to be held or sold. Upon the occurrence of certain triggering events or defaults on a security held by a Fund, or if an obligor of such a security has difficulty meeting its obligations, the Fund may obtain or exchange a new or restructured security or underlying assets. In that case, the Fund may become the holder of securities or other assets that it could not purchase or might not otherwise hold (for example, because they are of lower quality or are subordinated to other obligations of the issuer) at a time when those assets may be difficult to sell or can be sold only at a loss. In addition, a Fund may incur expenses in an effort to protect the Fund's interest in securities experiencing these events.

Additional Investment Strategies

Cash Management

Each Fund may invest its assets in money market funds, any type of taxable money market instrument and short-term debt securities, or may hold cash uninvested.

Defensive Investing

Each Fund may depart from its principal investment strategies in response to adverse market, economic or political conditions and hold cash uninvested without regard to any percentage limitations. Each Fund may take temporary defensive positions and invest in shares of money market funds, any type of taxable money market instrument and short-term debt securities without regard to any percentage limitations. Although each Fund has the ability to take such defensive positions, it may choose not to do so for a variety of reasons, even during volatile market conditions.

Other Fixed Income Securities

Subject to the Fund's 80% policy, each Fund is permitted, but not required, to purchase fixed income securities that pay interest that is subject to regular federal and/or state income taxes. Such investments may include, but are not limited to, taxable obligations issued by states, other taxable obligations such as Build America Bonds, and U.S. government securities. Fixed income securities represent obligations of corporations, governments and other entities to repay money borrowed. The issuer or borrower of the security usually pays a fixed, variable or floating rate of interest and repays the amount borrowed, usually at the maturity of the instrument. However, some fixed income securities, such as zero coupon bonds, do not pay current interest but are issued at a discount from

their face values. Some debt instruments are partially or fully secured by collateral supporting the payment of interest and principal. A Fund's investments in such taxable obligations, together with money market funds, taxable money market instruments and short-term debt securities, may not exceed 20% of a Fund's assets.

Additional Information About the Principal Risks of Investing in the Funds

Market Risk. The market prices of securities or other assets held by a Fund may go up or down, sometimes rapidly or unpredictably. If the market prices of securities owned by a Fund fall, the value of your investment in the Fund will likely decline. The value of a security may fall due to general market conditions, such as real or perceived adverse economic, political, or regulatory conditions, political instability, recessions, inflation, changes in interest or currency rates, lack of liquidity in the bond markets, the spread of infectious illness or other public health issues, armed conflict, market disruptions caused by tariffs, trade disputes, sanctions or other government actions, or other factors or adverse investor sentiment. Changes in market conditions will not have the same impact on all types of securities. The value of a security may also fall due to specific conditions that affect a particular sector of the securities market or a particular issuer.

In the past decade, financial markets throughout the world have experienced increased volatility, depressed valuations, decreased liquidity and heightened uncertainty. Governmental and non-governmental issuers have defaulted on, or been forced to restructure, their debts. These conditions may continue, recur, worsen or spread. Events that have contributed to these market conditions include, but are not limited to, major cybersecurity events; geopolitical events (including wars, terror attacks and economic sanctions); global pandemics; measures to address budget deficits; downgrades of sovereign debt; changes in oil and commodity prices; dramatic changes in currency exchange rates; and public sentiment. The fallout from the COVID-19 pandemic and subsequent variants of COVID-19, and the long-term impact on economies, markets, industries and individual issuers, are not known. Some sectors of the economy and individual issuers have experienced or may experience particularly large losses. Periods of extreme volatility in the financial markets; reduced liquidity of many instruments; and disruptions to supply chains, consumer demand and employee availability, may continue for some time.

Recently, inflation and interest rates have increased and may rise further. These circumstances could adversely affect the value and liquidity of a Fund's investments, impair a Fund's ability to satisfy redemption requests, and negatively impact a Fund's performance. Following Russia's invasion of Ukraine, Russian securities have lost all, or nearly all, their market value. Other securities or

markets could be similarly affected by past or future political, geopolitical or other events or conditions.

Governments and central banks, including the U.S. Federal Reserve, have taken extraordinary and unprecedented actions to support local and global economies and the financial markets. These actions have resulted in significant expansion of public debt, including in the U.S. The consequences of high public debt, including its future impact on the economy and securities markets, may not be known for some time. U.S. Federal Reserve or other U.S. or non-U.S. governmental or central bank actions, including increases or decreases in interest rates, or contrary actions by different governments, could negatively affect financial markets generally, increase market volatility and reduce the value and liquidity of securities in which a Fund invests. Policy and legislative changes in the U.S. and in other countries are affecting many aspects of financial regulation and these and other events affecting global markets, such as the United Kingdom's exit from the European Union (or Brexit), or potential trade imbalances with China or other countries, or sanctions or other government actions against Russia, other nations or individuals or companies (or their countermeasures), may contribute to decreased liquidity and increased volatility in the financial markets. The impact of these changes on the markets, and the implications for market participants, may not be fully known for some time.

The United States and other countries are periodically involved in disputes over trade and other matters, which may result in tariffs, investment restrictions and adverse impacts on affected companies and securities. For example, the United States has imposed tariffs and other trade barriers on Chinese exports, has restricted sales of certain categories of goods to China, and has established barriers to investments in China. Trade disputes may adversely affect the economies of the United States and its trading partners, as well as companies directly or indirectly affected and financial markets generally. The United States government has prohibited U.S. persons, such as a Fund, from investing in Chinese companies designated as related to the Chinese military. Moreover, the Chinese government is involved in a longstanding dispute with Taiwan that has included threats of invasion. If the political climate between the United States and China does not improve or continues to deteriorate, if China were to attempt unification of Taiwan by force, or if other geopolitical conflicts develop or get worse, economies, markets and individual securities may be severely affected both regionally and globally, and the value of a Fund's assets may go down.

Economies and financial markets throughout the world are increasingly interconnected. Economic, financial or political events, trading and tariff arrangements, armed conflict including Russia's military invasion of Ukraine, terrorism, natural disasters, infectious illness or public health issues, cybersecurity events, supply chain

disruptions, sanctions against Russia, other nations or individuals or companies and possible countermeasures, and other circumstances in one country or region could have profound impacts on other countries or regions and on global economies or markets. As a result, whether or not a Fund invests in securities of issuers located in or with significant exposure to the countries or regions directly affected, the value and liquidity of the Fund's investments may be negatively affected. A Fund may experience a substantial or complete loss on any security or investment.

LIBOR (London Interbank Offered Rate). LIBOR has been used extensively in the U.S. and globally as a "benchmark" or "reference rate" for various commercial and financial contracts, including municipal bonds. ICE Benchmark Administration, the administrator of LIBOR, has ceased publication of most LIBOR settings on a representative basis and is expected to cease publication of the remaining U.S. dollar LIBOR settings on a representative basis after September 30, 2024. In addition, global regulators have announced that, with limited exceptions, no new LIBOR-based contracts should be entered into. Actions by regulators have resulted in the establishment of alternative reference rates to LIBOR in most major currencies. Various financial industry groups have been planning for the transition away from LIBOR, but there remains uncertainty regarding the impact of the transition from LIBOR on a Fund's transactions and the financial markets generally. The transition away from LIBOR may lead to increased volatility and illiquidity in markets that rely on LIBOR and may adversely affect a Fund's performance. The transition may also result in a reduction in the value of certain LIBOR-based investments held by a Fund or reduce the effectiveness of related transactions such as hedges. Any such effects of the transition away from LIBOR as well as other unforeseen effects, could result in losses for a Fund. Because the usefulness of LIBOR as a benchmark may deteriorate during the transition period, these effects could occur at any time.

Interest Rate Risk. The market prices of securities may fluctuate significantly when interest rates change. When interest rates rise, the value of fixed income securities generally falls. In recent years, interest rates and credit spreads in the U.S. have been at historic lows. The U.S. Federal Reserve has raised certain rates, and interest rates may continue to go up. A general rise in interest rates could adversely affect the price and liquidity of fixed income securities and could also result in increased redemptions from a Fund. Generally, the longer the maturity or duration of a fixed income security, the greater the impact of a rise in interest rates on the security's value. However, calculations of maturity or duration may be based on estimates and may not reliably predict a security's price sensitivity to changes in interest rates. Moreover, securities can change in value in response to other factors, such as credit risk. In addition, different interest rate measures (such as short- and long-

term interest rates and U.S. and foreign interest rates), or interest rates on different types of securities or securities of different issuers, may not necessarily change in the same amount or in the same direction. When interest rates go down, the income received by a Fund, and the Fund's yield, will decline. Also, when interest rates decline, investments made by a Fund may pay a lower interest rate, which would reduce the income received and distributed by the Fund; however, the value of fixed income securities generally rises when interest rates decline. The maturity of a security may be significantly longer than its effective duration. A security's maturity and other features may be more relevant than its effective duration in determining the security's sensitivity to other factors affecting the issuer or markets generally such as changes in credit quality or in the yield premium that the market may establish for certain types of securities (sometimes called "credit spread"). In general, the longer its maturity the more a security may be susceptible to these factors. When the credit spread for a fixed income security goes up or "widens," the value of the security will generally go down.

Certain fixed income securities pay interest at variable or floating rates. Variable rate securities tend to reset at specified intervals, while floating rate securities may reset whenever there is a change in a specified index rate. In most cases, these reset provisions reduce the impact of changes in market interest rates on the value of the security. However, during a period of rapidly rising interest rates, the changes in the coupon rates of the Fund's variable rate securities may temporarily lag behind changes in market rates and shareholders could suffer loss of principal if they sell shares of a Fund before interest rates in the Fund's securities or the assets underlying the securities are adjusted to reflect current market rates. In addition, some securities do not track the underlying index directly, but reset based on formulas that may produce a leveraging effect; others may also provide for interest payments that vary inversely with market rates. The market prices of these securities may fluctuate significantly when interest rates change.

Credit Risk. If an obligor (such as the municipal issuer, a municipal insurer or other party offering credit enhancement) for a security held by a Fund fails to pay, otherwise defaults, is perceived to be less creditworthy, becomes insolvent or files for bankruptcy or a security's credit rating is downgraded or the credit quality or value of any underlying assets declines, the value of your investment in the Fund could decline. Changes in actual or perceived creditworthiness may occur quickly. If a Fund enters into financial contracts (such as when-issued and delayed delivery transactions), the Fund will be subject to the credit risk presented by the counterparty. In particular, the number of municipal insurers is relatively small, and, as a result, changes in the financial condition of an individual municipal insurer may affect the overall municipal market. In addition, a Fund may incur expenses and suffer delays

in an effort to protect the Fund's interests or to enforce its rights. Credit risk is broadly gauged by the credit ratings of the securities in which a Fund invests. However, ratings are only the opinions of the companies issuing them and are not guarantees as to quality. Securities rated in the lowest category of investment grade (i.e., Baa/BBB) may possess certain speculative characteristics.

If the claims-paying ability or other rating of an insurance company that insures obligations owned by a Fund is downgraded by a rating agency, the value of such obligations may be negatively affected. A Fund also is subject to the risk that an insurer may be unable to pay claims filed pursuant to the coverage. In the case of an insured bond, the bond's rating will be deemed to be the higher of the rating assigned to the bond's issuer or to the insurer. A Fund may hold several investments covered by one insurer, which would increase the Fund's exposure to the claims-paying ability of that insurer.

In the past, each Fund has invested significantly in pre-refunded municipal bonds, which typically have a higher credit quality than other municipal bonds and a higher current income than other bonds that have a similar credit quality and maturity. Recent legislation has eliminated the tax exemption for pre-refunded municipal bonds. Accordingly, each Fund's investments may be subject to greater credit risk and lower yields than prior to the tax law changes.

Rating Agency Risk. Investment grade debt securities may be downgraded by a major rating agency to below investment grade status, which would increase the risk of holding these securities. In addition, a rating may become stale in that it fails to reflect changes to an issuer's financial condition. Ratings represent the rating agency's opinion regarding the quality of the security and are not a guarantee of quality. Rating agencies are subject to an inherent conflict of interest because they are often compensated by the same issuers whose securities they grade.

Risks Associated with Investments in Arizona and Other Municipal Obligations (Aquila Tax-Free Trust of Arizona only). The Fund may be affected significantly by adverse economic, political or other events affecting Arizona and other municipal issuers in which the Fund may invest.

Provisions of Arizona's Constitution that limit the amount of debt that can be issued may impair the ability of Arizona issuers to pay principal and/or interest on their obligations. Over the years, a number of laws have been enacted, often through voter initiatives, which have increased the difficulty of raising State taxes, imposed certain mandatory expenditures by the State, or otherwise limited the Legislature and the Governor's discretion in enacting budgets. Additionally, although Arizona's economy is broad, it does have major components in the trade, transportation and public utilities, professional and business services, education and health services, and

government sectors, and may be sensitive to economic problems affecting those sectors.

The strength of the Arizona economy will be affected by, among other factors, the strength of the national and global economies, federal fiscal, monetary and trade policies, geopolitical risks, and business and consumer uncertainty related to these issues. Drought conditions that threaten water supplies for Arizona and the entire Southwest may affect Arizona's water and power infrastructure and the financial condition of Arizona public water and electric power utilities. Arizona and its various subdivisions may also face financial pressure from costs relating to pension and other post-employment benefits. The long-term impact of the COVID-19 pandemic and subsequent variants of COVID-19 is uncertain.

Arizona's fiscal situation could become more difficult as a result of these issues, and other impacts of the current economic environment could materially adversely affect the financial condition of the state and its municipalities. The potential deterioration of Arizona's fiscal situation increases the risk of investing in Arizona municipal securities, including the risk of potential issuer default, and also heightens the risk that the prices of Arizona municipal securities, and the Fund's net asset value and/or yield, will experience greater volatility. Downgrades in the rating of Arizona issuers could result in a reduction in the market value of Arizona municipal securities held by the Fund, which could negatively impact the Fund's net asset value, yield and/or the distributions paid by the Fund.

The foregoing and other factors may result in losses to the Fund. More detailed information about the economy of Arizona may be found in the SAI.

Risks Associated with Investments in Colorado and Other Municipal Obligations (Aquila Tax-Free Fund of Colorado only). The Fund may be affected significantly by adverse economic, political or other events affecting Colorado and other municipal issuers in which the Fund may invest.

The energy sector is a source of economic activity in Colorado. Declines in oil and gas production could have an impact on employment and income growth in Colorado. In addition, decreases in oil prices and excess capacity for natural gas could suppress profits, wages, employment, and investment in the regional oil and gas industry. The housing market is also an important driver of economic growth in Colorado. Unless wage gains can offset the rising cost of living consumer spending will slow. The strength of the Colorado economy also will be affected by federal fiscal, monetary and trade policies, the strength of the global economy, geopolitical risks, and business and consumer uncertainty related to these issues. The long-term impact of the COVID-19 pandemic and subsequent variants of COVID-19 is uncertain.

The Colorado State General Fund is the focal point in determining the State's ability to maintain or improve its fiscal position. This fund accounts for all revenues and expenditures that are not required by law to be accounted for in other funds. Ultimately, individual income tax revenue constitutes the majority of General Fund revenue for the state and is closely linked to personal income growth.

Property taxes are a significant source of revenue for many local governments. Declines in property values may negatively impact these tax revenues. The State and its various subdivisions may also face financial pressure from costs relating to pensions and other post-employment benefits.

The Taxpayer Bill of Rights (TABOR) is a constitutional provision that limits increases in spending, as well as the amount of revenue that can be raised, by state and local governments in Colorado in each fiscal year. Revenues in excess of those permitted under TABOR must be refunded to taxpayers.

Colorado's fiscal situation could become more difficult as a result of these issues, and other impacts of the current economic environment could materially adversely affect the financial condition of the state and its municipalities. The potential deterioration of Colorado's fiscal situation increases the risk of investing in Colorado municipal securities, including the risk of potential issuer default, and also heightens the risk that the prices of Colorado municipal securities, and the Fund's net asset value and/or yield, will experience greater volatility. Downgrades in the ratings of Colorado issuers could result in a reduction in the market value of Colorado municipal securities held by the Fund, which could negatively impact the Fund's net asset value, yield and/or distributions paid by the Fund.

The foregoing and other factors may result in losses to the Fund. More detailed information about the economy of Colorado may be found in the SAI.

Risks Associated with Investments in Kentucky and Other Municipal Obligations (Aquila Churchill Tax-Free Fund of Kentucky only). The Fund may be affected significantly by adverse economic, political or other events affecting Kentucky and other municipal issuers in which the Fund may invest.

The market for Kentucky coal and losses in mining-related jobs continue to be areas of concern. Coal production and demand have decreased significantly in recent years, and there have been mine closings. The dramatic expansion and availability of natural gas, coupled with pending air quality requirements have made numerous power generators re-evaluate whether coal is the most economical fuel supply for the coming years. Power plants are shifting their structure towards more natural gas-generated electricity production. Property taxes are a significant source of revenue for many local governments,

and declines in property values may negatively impact these tax revenues. Economic growth in the nation and in Kentucky is anticipated to occur in industries and occupations that require relatively high skills and education, however, Kentucky has a less-educated labor force than the rest of the nation.

Kentucky has significant long-term liabilities. The Kentucky state budget has been structurally imbalanced for years. Kentucky has continued to rely on one-time revenue sources to close the funding gaps. The Commonwealth and its various subdivisions may also face financial pressure from costs relating to pensions and other post-employment benefits. Debt levels are moderately high in relation to the Commonwealth's economic base. Kentucky's retirement systems are significantly underfunded. The strength of the Kentucky economy also will be affected by federal fiscal, monetary and trade policies, the strength of the global economy, geopolitical risks, and business and consumer uncertainty related to these issues. The long-term impact of the COVID-19 pandemic and subsequent variants of COVID-19 is uncertain.

Kentucky's fiscal situation could become more difficult as a result of these issues, and other impacts of the current economic environment could materially adversely affect the financial condition of the Commonwealth and its municipalities. The potential deterioration of Kentucky's fiscal situation increases the risk of investing in Kentucky municipal securities, including the risk of potential issuer default, and also heightens the risk that the prices of Kentucky municipal securities, and the Fund's net asset value and/or yield, will experience greater volatility. Downgrades in the ratings of Kentucky issuers could result in a reduction in the market value of Kentucky municipal securities held by the Fund, which could negatively impact the Fund's net asset value, yield and/or distributions paid by the Fund.

The foregoing and other factors may result in losses to the Fund. More detailed information about the economy of Kentucky may be found in the SAI.

Risks Associated with Investments in Oregon and Other Municipal Obligations (Aquila Tax-Free Trust of Oregon only). The Fund may be affected significantly by adverse economic, political or other events affecting Oregon and other municipal issuers in which the Fund may invest.

The strength of the Oregon economy will be affected by, among other factors, the strength of the national and global economies, federal fiscal, monetary and trade policies, geopolitical risks, and business and consumer uncertainty related to these issues. The strength of residential construction is important to the Oregon economy due to wood products production. The long-term impact of the COVID-19 pandemic and subsequent variants of COVID-19 is uncertain.

Oregon's debt levels are high in relation to its economic base. The state is highly vulnerable to budgetary strain due to its high reliance on volatile income taxes. The State has mixed demographic trends with above average population and in migration growth, but below average wealth levels. Property taxes are a significant source of revenue for many local governments. Oregon has had a relatively high unemployment rate in recent years. The State and its various subdivisions may also face financial pressure from costs relating to pensions and other post-employment benefits.

Oregon is subject to periodic earthquakes and has also experienced significant wildfire events during the past several years. The loss of life and property damage that could result from such events could have a material adverse effect on Oregon's financial condition.

Oregon's fiscal situation could become more difficult as a result of these issues, and other impacts of the current economic environment could materially adversely affect the financial condition of the state and its municipalities. The potential deterioration of Oregon's fiscal situation increases the risk of investing in Oregon municipal securities, including the risk of potential issuer default, and also heightens the risk that prices of Oregon municipal securities, and the Fund's net asset value and/or yield, will experience greater volatility. Downgrades in the ratings of Oregon issuers could result in a reduction in the market value of Oregon municipal securities held by the Fund, which could negatively impact the Fund's net asset value, yield and/or distributions paid by the Fund.

The foregoing and other factors may result in losses to the Fund. More detailed information about the economy of Oregon may be found in the SAI.

Risks Associated with Investments in Rhode Island and Other Municipal Obligations (Aquila Narragansett Tax-Free Income Fund only). The Fund may be affected significantly by adverse economic, political or other events affecting Rhode Island and other municipal issuers in which the Fund may invest.

Rhode Island continues to face problems related to underfunded municipal pension plans and other post-employee benefit liabilities. A number of municipalities in Rhode Island have experienced financial difficulties. Rhode Island's retirement systems are underfunded. The long-term impact of the COVID-19 pandemic and subsequent variants of COVID-19 is uncertain.

Rhode Island's fiscal situation could become more difficult as a result of these issues and other impacts of the current economic environment could materially adversely affect the financial condition of the state and its municipalities. The potential further deterioration of Rhode Island's fiscal situation increases the risk of investing in Rhode Island municipal securities, including the risk of

potential issuer default, and also heightens the risk that the prices of Rhode Island municipal securities, and the Fund's net asset value and/or yield, will experience greater volatility. Downgrades in the ratings of Rhode Island issuers could result in a reduction in the market value of Rhode Island municipal securities held by the Fund, which could negatively impact the Fund's net asset value, yield and/or the distributions paid by the Fund.

The foregoing and other factors may result in losses to the Fund. More detailed information about the economy of Rhode Island may be found in the SAI.

Risks Associated with Investments in Utah and Other Municipal Obligations (Aquila Tax-Free Fund For Utah only). The Fund may be affected significantly by adverse economic, political or other events affecting Utah and other municipal issuers in which the Fund may invest.

Provisions of Utah's Constitution and state statutes that limit the borrowing, taxing and spending authority of Utah's governmental entities may impair the ability of Utah issuers to pay principal and/or interest on their obligations. Utah's economy is considered to be knowledge-based, entrepreneurial, and information technology-driven and encompasses a variety of industries, including but not limited to, agriculture, construction, energy, minerals, tourism, technology, communications, healthcare, financial services, higher education, defense, transportation and government services, and may be sensitive to economic problems affecting those sectors. The long-term impact of the COVID-19 pandemic and subsequent variants of COVID-19 is uncertain.

Utah households pay more in State and local taxes per household than the national average. The current relatively high level of taxation could adversely affect the ability of Utah issuers to raise taxes substantially or at all. The strength of the Utah economy also will be affected by federal fiscal, monetary and trade policies, including the tapering of expansionary monetary policy by the Federal Reserve and tax increases, the strength of the global economy, including slow growth in the European Union, and business and consumer uncertainty related to these issues. Utah and its various subdivisions may also face financial pressure from costs relating to pension and other post-employment benefits.

Utah's fiscal situation could become more difficult as a result of these issues, and other impacts of the current economic environment could materially adversely affect the financial condition of the state and its municipalities. The potential deterioration of Utah's fiscal situation increases the risk of investing in Utah municipal securities, including the risk of potential issuer default, and also heightens the risk that the prices of Utah municipal securities, and the Fund's net asset value and/or yield, will experience greater volatility. Downgrades in the ratings of Utah issuers could result in a reduction in the market value of Utah municipal

securities held by the Fund, which could negatively impact the Fund's net asset value, yield and/or the distributions paid by the Fund.

The foregoing and other factors may result in losses to the Fund. More detailed information about the economy of Utah may be found in the SAI.

Additional Risks Associated with Municipal Obligations (All Funds). Decreases in personal income levels and property values and other unfavorable economic factors, such as a general economic recession, may adversely affect municipal securities since issuers of municipal securities tend to derive a significant portion of their revenue from taxes, particularly property and income taxes. Municipal issuers may also be adversely affected by rising health care costs, unfunded pension liabilities and by the phasing out of Federal programs providing financial support. Where municipal securities are issued to finance particular projects, especially those relating to education, health care, transportation, and utilities, issuers often depend on revenues from those projects to make principal and interest payments. Adverse financial and economic conditions and developments in those sectors may result in lower revenues to issuers of municipal securities and may also have an adverse effect on the broader municipal securities market.

There may be less public information available on municipal issuers or projects than other issuers, and valuing municipal securities may be more difficult. Timely, accurate and complete information regarding municipal issuers may not be available. In addition, the secondary market for municipal securities is less well developed and liquid than other markets, and dealers may be less willing to offer and sell municipal securities in times of market turbulence. Changes in the financial condition of one or more individual municipal issuers (or one or more insurers of municipal issuers), or one or more defaults by municipal issuers or insurers, can adversely affect liquidity and valuations in the overall market for municipal securities. The value of municipal securities can also be adversely affected by regulatory and political developments affecting the ability of municipal issuers to pay interest or repay principal, actual or anticipated tax law changes or other legislative actions, and by uncertainties and public perceptions concerning these and other factors. Municipal securities may be more susceptible to downgrades or defaults during recessions or similar periods of economic stress. Changes in federal law or regulation, federal budgetary changes, trade disputes or other actions may lead to reductions in federal spending. Reductions in federal funding or other changes that increase state spending could place additional strain on the state and local governments and may have a negative effect on their ability to meet their obligations. There could be legal challenges to the authority of certain entities to issue municipal securities. Financial difficulties of municipal issuers may continue or get worse.

Chapter 9 of the U.S. Bankruptcy Code provides a financially distressed municipality protection from its creditors while it develops and negotiates a plan for reorganizing its debts. The reorganization of a municipality's debts may include extending debt maturities, reducing the amount of principal or interest, refinancing the debt or taking other measures, which may significantly affect the rights of creditors and the value of the securities issued by the municipality and the value of the Fund's investments.

Tax Risk. Each Fund purchases municipal securities the interest on which, in the opinion of bond counsel or other counsel at the time the securities are issued, is exempt from regular Federal income tax and the applicable state's income tax. There is no guarantee that this opinion is correct, and there is no assurance that the Internal Revenue Service (the "IRS") or state taxing authorities will agree with bond counsel's opinion. If the IRS or a state taxing authority determines that an issuer of a municipal security has not complied with applicable requirements, interest from the security could become subject to Federal income tax and/or state income tax, possibly retroactively to the date the security was issued, the value of the security could decline significantly, and a portion of the distributions to Fund shareholders could be recharacterized as taxable dividends. Recent legislation has eliminated the tax exemption for certain types of municipal bonds. Future litigation or legislation or adverse interpretations by regulatory authorities could also adversely affect the tax status of municipal securities held by a Fund.

Unrated Securities Risk. When a Fund purchases securities that are not rated by any nationally recognized statistical rating organization, the Manager internally assigns ratings to those securities, after assessing their credit quality and other factors, in categories similar to those of nationally recognized statistical rating organizations. The Manager's rating does not constitute a guarantee of credit quality. In addition, unrated securities may be less liquid than rated securities determined to be of comparable quality.

Liquidity Risk. Liquidity risk exists when particular investments, including securities issued in private placement transactions, are difficult to purchase or sell. Although most of the Funds' investments must be liquid at the time of investment, investments may become illiquid after purchase by a Fund, particularly during periods of market turmoil or due to adverse changes in the condition of a particular issuer. Markets may become illiquid when, for instance, there are few, if any, interested buyers and sellers or when dealers are unwilling to make a market for certain securities. As a general matter, dealers recently have been less willing to make markets for fixed income securities. During times of market turmoil, there have been, and may be, no buyers for securities in entire asset classes, including U.S. Treasury securities. A lack of liquidity or other adverse credit market conditions may affect the Fund's ability to sell its investments and to purchase suitable investments. Aquila Tax-Free Fund For Utah may invest a significant portion of its assets in securities issued in private placement

transactions. Certain investments in private placements, which are subject to legal or contractual restrictions on resale and/or may lack a ready market for resale, may be considered illiquid investments. When a Fund holds illiquid investments, the portfolio may be harder to value, especially in changing markets, and if the Fund is forced to sell these investments to meet redemption requests or for other cash needs or to try to limit losses, the Fund may suffer a substantial loss or may not be able to sell at all. A Fund may experience heavy redemptions that could cause the Fund to liquidate its assets at inopportune times or at a loss or depressed value, which could cause the value of your investment to decline. In addition, when there is illiquidity in the market for certain investments, a Fund, due to limitations on illiquid investments, may be unable to achieve its desired level of exposure to a certain sector. From time to time, Aquila Tax-Free Fund For Utah may hold a significant percentage, or all, of the outstanding private placement bonds issued by certain issuers. To the extent that a Fund holds a material percentage of the outstanding issue of a bond, this practice may adversely impact the liquidity and market value of that investment. Further, certain securities, once sold, may not settle for an extended period (for example, several weeks or even longer). A Fund will not receive its sales proceeds until that time, which may constrain the Fund's ability to meet its obligations (including obligations to redeeming shareholders). Liquidity risk may be magnified in an environment of rising interest rates or widening credit spreads in which investor redemptions may be higher than normal.

Prepayment or Call Risk. Many fixed income securities give the issuer the option to repay or call the security prior to its maturity date. Issuers often exercise this right when interest rates fall. Accordingly, if a Fund holds a fixed income security that can be prepaid or called prior to its maturity date, it will not benefit fully from the increase in value that other fixed income securities generally experience when interest rates fall. Upon prepayment of the security, a Fund could also be forced to reinvest the proceeds at then current yields, which would be lower than the yield of the security that was paid off. In addition, if a Fund purchases a fixed income security at a premium (at a price that exceeds its stated par or principal value), the Fund may lose the amount of the premium paid in the event of prepayment.

Extension Risk. When interest rates rise, repayments of fixed income securities may occur more slowly than anticipated, extending the effective duration of these fixed income securities at below market interest rates and causing their market prices to decline even more than they would have declined due to the rise in interest rates alone. This may cause a Fund's share price to be more volatile.

Portfolio Selection Risk. The value of your investment may decrease if the Manager's, or, for Aquila Narragansett Tax-Free Income Fund, the Sub-Adviser's, judgment about the attractiveness, quality, relative yield, value or market trends affecting a particular security, industry, sector or

region, or about market movements, interest rates or other market factors, is incorrect.

Valuation Risk. Many factors may influence the price at which a Fund could sell any particular portfolio investment. The sales price may well differ—higher or lower—from a Fund’s valuation of the investment, and such differences could be significant, particularly for illiquid securities and securities that trade in relatively thin markets and/or markets that experience extreme volatility. These differences may increase significantly and affect Fund investments more broadly during periods of market volatility. Nearly all of each Fund’s investments are valued using a fair value methodology. Investors who purchase or redeem Fund shares may receive a greater or lesser number of shares, or greater or lower redemption proceeds, than they would have received if the securities had not been fair-valued or if a different valuation methodology had been used. A Fund’s ability to value its investments may also be impacted by technological issues and/or errors by pricing services or other third party service providers.

Redemption Risk. A Fund may experience periods of heavy redemptions that could cause the Fund to liquidate its assets at inopportune times or at a loss or depressed value or accelerate taxable gains or transaction costs, particularly during periods of declining or illiquid markets. Redemption risk is greater to the extent that a Fund has investors with large shareholdings, short investment horizons, or unpredictable cash flow needs. In addition, redemption risk is heightened during periods of overall market turmoil. The redemption by one or more large shareholders of their holdings in a Fund could hurt performance and/or cause the remaining shareholders in the Fund to lose money. If one decision maker has control of Fund shares owned by separate Fund shareholders, including clients or affiliates of the Fund’s Manager or, for Aquila Narragansett Tax-Free Income Fund, Sub-Adviser, redemptions by these shareholders may further increase the Fund’s redemption risk. If a Fund is forced to liquidate its assets under unfavorable conditions or at inopportune times, the value of your investment could decline.

Cybersecurity Risk. Cybersecurity failures by and breaches of a Fund’s Manager, Sub-Adviser, Transfer Agent, Custodian, Distributor or other service providers may disrupt Fund operations, interfere with the Fund’s ability to calculate its NAV, prevent Fund shareholders from purchasing, redeeming or exchanging shares or receiving distributions or receiving timely information regarding a Fund or their investment in a Fund, cause loss of or unauthorized access to private shareholder information, or result in financial losses to a Fund and its shareholders, regulatory fines, penalties, reputational damage, or additional compliance costs. Substantial costs may be incurred in order to prevent any cyber incidents in the future. A Fund and its shareholders could be negatively impacted as a result.

Non-Diversification Risk. Each Fund is classified as a “non-diversified” investment company under the 1940

Act. Thus, compared with “diversified” funds, each Fund may invest a greater percentage of its assets in obligations of a small number of issuers. In general, the more a Fund invests in the securities of specific issuers or issues of a similar project type, the more the Fund is exposed to risks associated with investments in those issuers or types of projects. Also, the Funds may be more risky than more geographically diverse funds.

Risk of Increase in Expenses. Your actual costs of investing in a Fund may be higher than the expenses shown in “Annual Fund Operating Expenses” for a variety of reasons. For example, expense ratios may be higher than those shown if a fee limitation were to be in place and were to be changed or terminated or if average net assets decrease. Net assets are more likely to decrease and Fund expense ratios are more likely to increase when markets are volatile.

Cash Management Risk and Defensive Investing Risk. Money market instruments or short-term debt securities held by a Fund for cash management or defensive investing purposes can fluctuate in value. Like other fixed income securities, they are subject to risk, including market, interest rate and credit risk. If a Fund holds cash uninvested, it will be subject to the credit risk of the depository institution holding the cash. In addition, a Fund will not earn income on the cash and the Fund’s yield will go down. If a significant amount of a Fund’s assets are used for cash management or defensive investing purposes, it may be more difficult for the Fund to achieve its investment objective.

Please note that there are other factors that could adversely affect your investment and that could prevent a Fund from achieving its investment objective. More information about risks appears in the SAI. Before investing, you should carefully consider the risks you will assume.

Portfolio Holdings

A description of the Funds’ policies and procedures with respect to the disclosure of portfolio securities is available in the SAI and on each Fund’s website.

Fund Management

How is each Fund managed?

Aquila Investment Management LLC, 120 West 45th Street, Suite 3600, New York, NY 10036, the Manager, is each Fund’s investment adviser under an Advisory and Administration Agreement. With respect to each of Aquila Tax-Free Trust of Arizona, Aquila Tax-Free Fund of Colorado, Aquila Churchill Tax-Free Fund of Kentucky, Aquila Tax-Free Trust of Oregon and Aquila Tax-Free Fund For Utah, the Manager supervises continuously the investment program of the Fund and the composition of its portfolio, determining what securities will be purchased or sold by the Fund and arranging for the purchase and the sale of securities held in the portfolio of the Fund, provides the Fund with local advisory service; and, at the Manager’s expense, provides for pricing of the Fund’s portfolio. With respect to each Fund, the Manager is also responsible for administrative services, including providing for the

maintenance of the headquarters of the Fund, overseeing relationships between the Fund and the service providers to the Fund and providing other administrative services.

The Funds' Manager is a wholly-owned subsidiary of Aquila Management Corporation ("AMC"), founder and sponsor of each fund in the Aquila Group of Funds. As of May 31, 2023, the Aquila Group of Funds consisted of seven tax-free municipal bond funds, a high income corporate bond fund and an equity fund, with aggregate assets of approximately \$2.25 billion, of which approximately \$2.03 billion consisted of assets of the tax-free municipal bond funds. AMC's address is the same as that of the Manager. AMC was founded in 1984 and is owned by Diana P. Herrmann and members of her family. Ms. Herrmann is Vice Chair, a Trustee and the President of the Trust and Chair and Chief Executive Officer of AMC.

The Funds are not subject to the Employee Retirement Income Security Act of 1974 ("ERISA"), and the Funds' Board of Trustees, Manager, Sub-Adviser and other service providers are not fiduciaries under ERISA. Nothing in this Prospectus is intended to constitute advice for purposes of ERISA.

Aquila Tax-Free Trust of Arizona

Mr. Anthony Tanner, Mr. James Thompson, Mr. Royden Durham, and Mr. Timothy Iltz (effective August 1, 2023) form the Fund's portfolio management team.

Mr. Tanner, based in Phoenix, AZ, is the Fund's lead portfolio manager and has served as a portfolio manager of the Fund since 2018. He also serves as a member of the portfolio management teams of Aquila Churchill Tax-Free Fund of Kentucky and Aquila Tax-Free Fund For Utah. Mr. Tanner has over 30 years of experience in the financial services industry. Prior to joining the Manager in 2018, Mr. Tanner was a Senior Portfolio Manager at BNY Mellon Wealth Management from 2016 to 2018, a Senior Client Advisor at BMO Private Bank from 2014 to 2015, and a Senior Fixed Income Manager at Wells Fargo Private Bank from 2010 to 2014.

Mr. Thompson has served as a portfolio manager of the Fund since 2017 and has served as a member of the Fund's portfolio management team since 2009. He also serves as a member of the portfolio management teams of Aquila Churchill Tax-Free Fund of Kentucky and Aquila Tax-Free Fund For Utah. He has over 30 years of experience in the municipal finance industry. Most recently Mr. Thompson served as underwriter and municipal bond trader for Wells Fargo Brokerage Services. Mr. Thompson plans to retire as a portfolio manager on December 31, 2023.

Mr. Durham has served as a portfolio manager of the Fund since 2017. He also serves as a member of the portfolio management teams of Aquila Churchill Tax-Free Fund of Kentucky and Aquila Tax-Free Fund For Utah. Mr. Durham has over forty years of experience in the financial services industry. He is a graduate of Heidelberg University with a B.A. in Economics and German. Most recently Mr. Durham served in a trust capacity for JP Morgan Chase.

Prior to that, he was a portfolio manager for Regions Morgan Keegan Trust and the Louisville Trust Company.

Mr. Iltz will become a portfolio manager of the Fund effective August 1, 2023. Mr. Iltz has served as a portfolio manager of Aquila Tax-Free Fund of Colorado since December 19, 2022. Mr. Iltz is the lead portfolio manager of Aquila Tax-Free Trust of Oregon and has served as a portfolio manager of the Fund and the Predecessor Fund since 2018. Mr. Iltz has over 20 years of experience in the fixed income industry, serving clients as portfolio manager, financial advisor, investment banker, analyst and consultant. Mr. Iltz was a Vice President and Municipal Bond Credit Analyst at Davidson Fixed Income Management, Inc., doing business as Kirkpatrick Pettis Capital Management, from 2011 to 2023 and as portfolio manager from 2018 to 2023. He previously worked as a Vice President in Fixed Income Banking for Wedbush Securities in Portland and has over 11 years of public finance investment banking experience including the full spectrum of bond issues available to local governments.

The SAI provides additional information about the portfolio managers' compensation, other accounts managed by the portfolio managers and the portfolio managers' ownership of securities of the Fund.

The Manager is currently entitled to receive a management fee at the annual rate of 0.50% of 1% of the Fund's average annual net assets; provided, however, that for any day that the Fund pays or accrues a fee under the Distribution Plan of the Fund based upon the assets of the Fund, the annual fee shall be payable at the annual rate of 0.40% of 1% of the Fund's average annual net assets. During the fiscal year ended March 31, 2023, the Fund accrued management fees to the Manager at the annual rate of 0.40% of 1% of its average annual net assets.

A discussion regarding the Trustees' basis for approving the annual renewal of the Advisory and Administration Agreement is available in the semi-annual report to shareholders for the period ended September 30, 2022.

Aquila Tax-Free Fund of Colorado

Mr. Royden Durham, Mr. Vasilios Gerasopoulos and Mr. Timothy Iltz form the Fund's portfolio management team.

Mr. Durham has served as a portfolio manager of Aquila Tax-Free Fund of Colorado since March 6, 2023. He also serves as a member of the portfolio management teams of Aquila Tax-Free Trust of Arizona, Aquila Churchill Tax-Free Fund of Kentucky and Aquila Tax-Free Fund For Utah. Mr. Durham has over forty years of experience in the financial services industry. He is a graduate of Heidelberg University with a B.A. in Economics and German. Prior to joining the Manager in 2011, Mr. Durham served in a trust capacity for JP Morgan Chase. Prior to that, he was a portfolio manager for Regions Morgan Keegan Trust and the Louisville Trust Company.

Mr. Gerasopoulos is an associate portfolio manager of the Manager effective March 6, 2023. Mr. Gerasopoulos has served as a portfolio manager of Aquila Tax-Free Fund

of Colorado since March 6, 2023. Mr. Gerasopoulos was a Credit Analyst at Davidson Fixed Income Management, Inc., doing business as Kirkpatrick Pettis Capital Management, from 2015 to 2023. Previously, Mr. Gerasopoulos was a Senior Financial Analyst, Bond and Debt, for Jefferson County, Colorado from December 2012 to 2015. Mr. Gerasopoulos has over 10 years of experience in the public finance industry, working for local government entities and in public finance investment banking.

Mr. Iltz is a portfolio manager of the Manager effective March 6, 2023. Mr. Iltz has served as a portfolio manager of Aquila Tax-Free Fund of Colorado since December 19, 2022. Mr. Iltz is the lead portfolio manager of Aquila Tax-Free Trust of Oregon and has served as a portfolio manager of the Fund and the Predecessor Fund since 2018. Mr. Iltz has over 20 years of experience in the fixed income industry, serving clients as portfolio manager, financial advisor, investment banker, analyst and consultant. Mr. Iltz was a Vice President and Municipal Bond Credit Analyst at Davidson Fixed Income Management, Inc., doing business as Kirkpatrick Pettis Capital Management, from 2011 to 2023 and as portfolio manager from 2018 to 2023. He previously worked as a Vice President in Fixed Income Banking for Wedbush Securities in Portland and has over 11 years of public finance investment banking experience including the full spectrum of bond issues available to local governments.

The SAI provides additional information about the portfolio manager's compensation, other accounts managed by the portfolio manager and the portfolio manager's ownership of securities of the Fund.

The Manager is currently entitled to receive a management fee at the annual rate of 0.50 of 1% of the Fund's average annual net assets. During the fiscal year ended March 31, 2022, the Fund accrued management fees to the Manager at the annual rate of 0.50 of 1% of its average annual net assets. The Manager has contractually undertaken to waive its fees to the extent necessary so that the annual management fee rate is equivalent to 0.48 of 1% of net assets of the Fund up to \$400,000,000; 0.46 of 1% of net assets above \$400,000,000 up to \$1,000,000,000; and 0.44 of 1% of net assets above \$1,000,000,000. This contractual undertaking is in effect until September 30, 2024. After waivers and/or reimbursements, the Fund paid management fees equal to 0.48 of 1% of its average annual net assets during the fiscal year ended March 31, 2023.

A discussion regarding the Trustees' basis for approving the annual renewal of the Advisory and Administration Agreement is available in the semi-annual report to shareholders for the period ended September 30, 2022.

Aquila Churchill Tax-Free Fund of Kentucky

Mr. Royden Durham, Mr. Anthony Tanner and Mr. James Thompson form the Fund's portfolio management team.

Mr. Durham, based in Louisville, KY, is the Fund's lead portfolio manager and has served as a portfolio manager of the Fund and the Predecessor Fund since 2011. He also

serves as a member of the portfolio management teams of Aquila Tax-Free Trust of Arizona and Aquila Tax-Free Fund For Utah. Mr. Durham has over forty years of experience in the financial services industry. He is a graduate of Heidelberg University with a B.A. in Economics and German. Most recently Mr. Durham served in a trust capacity for JP Morgan Chase. Prior to that, he was a portfolio manager for Regions Morgan Keegan Trust and the Louisville Trust Company.

Mr. Tanner has served as a portfolio manager of the Fund since 2018. He is also a member of the portfolio management team of Aquila Tax-Free Trust of Arizona and Aquila Tax-Free Fund For Utah. Mr. Tanner has over 30 years of experience in the financial services industry. Prior to joining the Manager in 2018, Mr. Tanner was a Senior Portfolio Manager at BNY Mellon Wealth Management from 2016 to 2018, a Senior Client Advisor at BMO Private Bank from 2014 to 2015, and a Senior Fixed Income Manager at Wells Fargo Private Bank from 2010 to 2014.

Mr. Thompson has served as a portfolio manager of the Fund since 2017 and has served as a member of the Fund's portfolio management team since 2009. He is also a member of the portfolio management team of Aquila Tax-Free Trust of Arizona and Aquila Tax-Free Fund For Utah. Mr. Thompson has over 30 years of experience in the municipal finance industry. Most recently Mr. Thompson served as underwriter and municipal bond trader for Wells Fargo Brokerage Services. Mr. Thompson plans to retire as a portfolio manager on December 31, 2023.

The SAI provides additional information about the portfolio managers' compensation, other accounts managed by the portfolio managers and the portfolio managers' ownership of securities of the Fund.

The Manager is currently entitled to receive a management fee at the annual rate of 0.50 of 1% of the Fund's average annual net assets; provided, however, that for any day that the Fund pays or accrues a fee under the Distribution Plan of the Fund based upon the assets of the Fund, the annual fee shall be payable at the annual rate of 0.40 of 1% of the Fund's average annual net assets. During the fiscal year ended March 31, 2023, the Fund accrued management fees to the Manager at the annual rate of 0.40 of 1% of its average annual net assets.

A discussion regarding the Trustees' basis for approving the annual renewal of the Advisory and Administration Agreement is available in the semi-annual report to shareholders for the period ended September 30, 2022.

Aquila Tax-Free Trust of Oregon

Mr. Timothy Iltz (lead portfolio manager), Mr. Anthony Tanner and Mr. James Thompson form the Fund's portfolio management team.

Mr. Iltz is a portfolio manager of the Manager effective March 6, 2023. Mr. Iltz has served as a portfolio manager of Aquila Tax-Free Fund of Colorado since December 19, 2022. Mr. Iltz is the lead portfolio manager of Aquila Tax-Free Trust of Oregon and has served as a portfolio manager

of the Fund and the Predecessor Fund since 2018. Mr. Iltz has over 20 years of experience in the fixed income industry, serving clients as portfolio manager, financial advisor, investment banker, analyst and consultant. Mr. Iltz was a Vice President and Municipal Bond Credit Analyst at Davidson Fixed Income Management, Inc., doing business as Kirkpatrick Pettis Capital Management, from 2011 to 2023 and as portfolio manager from 2018 to 2023. He previously worked as a Vice President in Fixed Income Banking for Wedbush Securities in Portland and has over 11 years of public finance investment banking experience including the full spectrum of bond issues available to local governments.

Mr. Tanner has served as a portfolio manager of Aquila Tax-Free Trust of Oregon since March 6, 2023. He also serves as a member of the portfolio management teams of Aquila Tax-Free Trust of Arizona, Aquila Churchill Tax-Free Fund of Kentucky and Aquila Tax-Free Fund For Utah. Mr. Tanner has over 30 years of experience in the financial services industry. Prior to joining the Manager in 2018, Mr. Tanner was a Senior Portfolio Manager at BNY Mellon Wealth Management from 2016 to 2018, a Senior Client Advisor at BMO Private Bank from 2014 to 2015, and a Senior Fixed Income Manager at Wells Fargo Private Bank from 2010 to 2014.

Mr. Thompson has served as a portfolio manager of Aquila Tax-Free Trust of Oregon since March 6, 2023. He also serves as a member of the portfolio management teams of Aquila Tax-Free Trust of Arizona, Aquila Churchill Tax-Free Fund of Kentucky and Aquila Tax-Free Fund For Utah. He has over 30 years of experience in the municipal finance industry. Prior to joining the Manager in 2009, Mr. Thompson served as underwriter and municipal bond trader for Wells Fargo Brokerage Services. Mr. Thompson plans to retire as a portfolio manager on December 31, 2023.

The SAI provides additional information about the portfolio managers' compensation, other accounts managed by the portfolio managers and the portfolio managers' ownership of securities of the Fund.

The Manager is entitled to receive a management fee at the annual rate of 0.50 of 1% of the Fund's average annual net assets; provided, however, that for any date that the Fund pays or accrues a fee under the Distribution Plan of the Fund based upon the assets of the Fund, the annual fee shall be payable at the annual rate of 0.40 of 1% of the Fund's average annual net assets. During the fiscal year ended March 31, 2022, the Fund accrued management fees to the Manager at the annual rate of 0.40 of 1% of its average annual net assets. The Manager has contractually undertaken to waive its fees to the extent necessary so that the annual management fee rate is equivalent to 0.40 of 1% of net assets of the Fund up to \$400 million; 0.38 of 1% of net assets above \$400 million up to \$1 billion; and 0.36 of 1% of net assets above \$1 billion. This contractual undertaking is in effect until September 30, 2024. After waivers and/or reimbursements, the Fund paid

management fees equal to 0.40 of 1% of its average annual net assets during the fiscal year ended March 31, 2023.

A discussion regarding the Trustees' basis for approving the annual renewal of the Advisory and Administration Agreement is available in the Fund's semi-annual report to shareholders for the period ended September 30, 2022.

Aquila Narragansett Tax-Free Income Fund

With respect to Aquila Narragansett Tax-Free Income Fund, investment advisory duties, including portfolio management, have been delegated to Clarfeld Financial Advisors, LLC, a wholly-owned subsidiary of Citizens Bank, N.A. (the "Sub-Adviser"), 520 White Plains Road, Tarrytown, NY 10591, under a Sub-Advisory Agreement. The Sub-Adviser provides the Fund with local advisory services. Under the Sub-Advisory Agreement, the Sub-Adviser supervises continuously the investment program of the Fund and the composition of its portfolio, determining what securities will be purchased or sold by the Fund, and arranging for the purchase and the sale of securities held in the portfolio of the Fund; and, at the Sub-Adviser's expense, providing for pricing of the Fund's portfolio.

The Sub-Adviser has approximately \$7.6 billion in assets under management and \$4.2 billion in assets under advisement as of March 31, 2023. The Sub-Adviser is a wholly-owned subsidiary of Citizens Bank, N.A., a bank subsidiary of Citizens Financial Group, Inc. ("CFG"). CFG is a commercial bank holding company with total assets of \$222.3 billion. It is headquartered in Providence, Rhode Island, and, through its subsidiaries, has 1,100 branches and nearly 19,000 employees. It operates its branch network in 14 states and has non-branch retail and commercial offices in select markets nationwide.

Mr. Jeffrey K. Hanna is the portfolio manager of the Fund. Mr. Hanna, a Senior Vice President of the Sub-Adviser, has served as the portfolio manager or co-portfolio manager of the Fund and the Predecessor Fund since 2005. He was formerly an assistant portfolio manager of the Predecessor Fund and served as such from 2000 to 2005. Mr. Hanna operates out of an office in Providence, Rhode Island.

The SAI provides additional information about the portfolio manager's compensation, other accounts managed by the portfolio manager and the portfolio manager's ownership of securities of the Fund.

The Manager is currently entitled to receive a management fee at the annual rate of 0.50 of 1% of the Fund's average annual net assets. During the fiscal year ended March 31, 2022, the Fund accrued management fees to the Manager at the annual rate of 0.50 of 1% of its average annual net assets. The Manager has contractually undertaken to waive its fees to the extent necessary so that the annual management fee rate is equivalent to 0.48 of 1% of net assets of the Fund up to \$400,000,000; 0.46 of 1% of net assets above \$400,000,000 up to \$1,000,000,000; and 0.44 of 1% of net assets above \$1,000,000,000. This contractual undertaking is in effect until September 30,

2024. After waivers and/or reimbursements, the Fund paid management fees equal to 0.43 of 1% of its average annual net assets during the fiscal year ended March 31, 2023.

The Manager, and not the Fund, pays a portion of the fees it receives from the Fund to the Sub-Adviser as compensation for the Sub-Adviser's services to the Fund. The Sub-Adviser is entitled to receive a fee at the annual rate of 0.23 of 1% of the Fund's average annual net assets. The Sub-Adviser has contractually undertaken to waive its fees to the extent necessary so that the annual sub-advisory fee rate is equivalent to 0.175% of 1% of the Fund's average annual net assets. This contractual undertaking is in effect until September 30, 2024.

A discussion regarding the Trustees' basis for approving the annual renewal of the Advisory and Administration Agreement and the Sub-Advisory Agreement is available in the semi-annual report to shareholders for the period ended September 30, 2022.

Aquila Tax-Free Fund For Utah

Mr. James Thompson, Mr. Royden Durham, Mr. Anthony Tanner, and Mr. Timothy Iltz (effective August 1, 2023) form the Fund's portfolio management team.

Mr. Thompson, based in Bountiful, UT, is the Fund's lead portfolio manager and has served as a portfolio manager of the Fund and the Predecessor Fund since 2009. He also serves as a member of the portfolio management teams of Aquila Tax-Free Trust of Arizona and Aquila Churchill Tax-Free Fund of Kentucky. Mr. Thompson has over 30 years of experience in the municipal finance industry. Most recently he served as underwriter and municipal bond trader for Wells Fargo Brokerage Services in Salt Lake City, Utah. Mr. Thompson plans to retire as a portfolio manager on December 31, 2023.

Mr. Durham has served as a portfolio manager of the Fund since 2017. He also serves as a member of the portfolio management teams of Aquila Tax-Free Trust of Arizona and Aquila Churchill Tax-Free Fund of Kentucky. Mr. Durham has over forty years of experience in the financial services industry. He is a graduate of Heidelberg University with a B.A. in Economics and German. Most recently, he served in a trust capacity for JP Morgan Chase. Prior to that, he was a portfolio manager for Regions Morgan Keegan Trust and the Louisville Trust Company.

Mr. Tanner has served as a portfolio manager of the Fund since 2018. He also serves as a member of the portfolio management teams of Aquila Tax-Free Trust of Arizona and Aquila Churchill Tax-Free Fund of Kentucky. Mr. Tanner has over 30 years of experience in the financial services industry. Prior to joining the Manager in 2018, Mr. Tanner was a Senior Portfolio Manager at BNY Mellon Wealth Management from 2016 to 2018, a Senior Client Advisor at BMO Private Bank from 2014 to 2015, and a Senior Fixed Income Manager at Wells Fargo Private Bank from 2010 to 2014.

Mr. Iltz will become a portfolio manager of the Fund effective August 1, 2023. Mr. Iltz has served as a portfolio

manager of Aquila Tax-Free Fund of Colorado since December 19, 2022. Mr. Iltz is the lead portfolio manager of Aquila Tax-Free Trust of Oregon and has served as a portfolio manager of the Fund and the Predecessor Fund since 2018. Mr. Iltz has over 20 years of experience in the fixed income industry, serving clients as portfolio manager, financial advisor, investment banker, analyst and consultant. Mr. Iltz was a Vice President and Municipal Bond Credit Analyst at Davidson Fixed Income Management, Inc., doing business as Kirkpatrick Pettis Capital Management, from 2011 to 2023 and as portfolio manager from 2018 to 2023. He previously worked as a Vice President in Fixed Income Banking for Wedbush Securities in Portland and has over 11 years of public finance investment banking experience including the full spectrum of bond issues available to local governments.

The SAI provides additional information about the portfolio managers' compensation, other accounts managed by the portfolio managers and the portfolio managers' ownership of securities of the Fund.

The Manager is currently entitled to receive a management fee at the annual rate of 0.50 of 1% of the Fund's average annual net assets. During the fiscal year ended March 31, 2022, the Fund accrued management fees to the Manager at the annual rate of 0.50 of 1% of its average annual net assets. The Manager has contractually undertaken to waive its fees to the extent necessary so that the annual management fee rate is equivalent to 0.48 of 1% of net assets of the Fund up to \$400,000,000; 0.46 of 1% of net assets above \$400,000,000 up to \$1,000,000,000; and 0.44 of 1% of net assets above \$1,000,000,000. This contractual undertaking is in effect until September 30, 2024. After waivers and/or reimbursements, the Fund paid management fees to the Manager equal to 0.48 of 1% of its average annual net assets during the fiscal year ended March 31, 2023.

A discussion regarding the Trustees' basis for approving the annual renewal of the Advisory and Administration Agreement is available in the semi-annual report to shareholders for the period ended September 30, 2022.

Net Asset Value per Share

The net asset value of the shares of each Fund's classes of shares is determined on each day that the New York Stock Exchange is open (a "business day"), as of the scheduled close of regular trading (normally 4:00 p.m., New York time), by dividing the value of that Fund's net assets (which means the value of the assets less liabilities) allocable to each class by the total number of shares of such class outstanding at that time. Portfolio securities generally are fair valued on the basis of market valuations furnished by a pricing service, which may use market prices for comparable securities or broker/dealer quotations or a variety of fair valuation techniques and methodologies to determine valuations. Any securities or assets for which pricing services are unable to supply prices, or if the prices supplied are determined to be unreliable are valued at their fair value. The Manager has been designated as

each Fund's Valuation Designee, with responsibility for fair valuation subject to oversight by the Trust's Board of Trustees. The price at which a purchase or redemption of shares is effected is based on the net asset value next calculated after your purchase or redemption order is received in proper form. The New York Stock Exchange annually announces the days on which it will not be open. The most recent announcement indicates that it will not be open on the following days: New Year's Day, Martin Luther King, Jr. Day, Presidents' Day, Good Friday, Memorial Day, Juneteenth National Independence Day, Independence Day, Labor Day, Thanksgiving Day and Christmas Day. However, the New York Stock Exchange may close on days not included in that announcement.

Purchases

Are there alternative purchase plans?

The Funds provide individuals with alternative ways to purchase shares through different classes of shares. Although the classes of shares of a Fund have different sales charge structures and ongoing expenses, they all represent interests in the same portfolio of investments. An investor should choose the class that best suits the investor's circumstances and needs.

Aquila Tax-Free Trust of Arizona, Aquila Tax-Free Fund of Colorado, Aquila Tax-Free Trust of Oregon and Aquila Tax-Free Fund For Utah currently offer four classes of shares: Class A Class C, Class F and Class Y.

Aquila Churchill Tax-Free Fund of Kentucky and Aquila Narragansett Tax-Free Income Fund currently offer five classes of shares: Class A, Class C, Class F, Class I and Class Y.

Class A Shares and Class C Shares are available to investors either through a financial intermediary or directly from a Fund.

Class F Shares, Class I Shares and Class Y Shares are available only to investors who are investing through a financial intermediary. Not all financial intermediaries make Class F Shares, Class I Shares and Class Y Shares available to their clients.

In which states can I buy shares of a Fund?

Aquila Tax-Free Trust of Arizona

You can purchase shares of **Aquila Tax-Free Trust of Arizona** if you live in Arizona or in one of the other states listed below.

If you are a resident of a state other than Arizona, dividends from the Fund may be subject to state income taxes in that state. Therefore, you should consult your tax adviser before buying shares of the Fund.

On the date of this Prospectus, Class A Shares and Class C Shares are available in:

Arizona, California, Colorado, Florida, Georgia, Hawaii, Idaho, Illinois, Indiana, Kansas, Kentucky, Michigan, Minnesota, Missouri, Nevada, New Jersey, New York, North Carolina, Ohio, Oregon, Pennsylvania, Rhode Island, Texas, Utah, Virginia and Wyoming.

In addition, Class A Shares are available in:

Iowa, Massachusetts, Montana, New Mexico, South Carolina, Tennessee, Washington and Wisconsin.

On the date of this Prospectus, Class F Shares are available in:

Arizona, California, Colorado, Georgia, Hawaii, Idaho, Indiana, Kansas, Kentucky, Missouri, Montana, Nebraska, Nevada, New Jersey, New York, North Carolina, Ohio, Oregon, Oklahoma, Pennsylvania, Rhode Island, Utah and Virginia.

On the date of this Prospectus, Class Y Shares are available in:

Arizona, California, Colorado, the District of Columbia, Florida, Georgia, Hawaii, Idaho, Illinois, Indiana, Kansas, Kentucky, Maryland, Michigan, Minnesota, Missouri, Nebraska, Nevada, New Jersey, New Mexico, New York, North Carolina, Ohio, Oregon, Pennsylvania, Rhode Island, Texas, Utah, Virginia, Washington, West Virginia and Wyoming.

Aquila Tax-Free Fund of Colorado

You can purchase shares of **Aquila Tax-Free Fund of Colorado** if you live in Colorado or in one of the other states listed below.

If you are a resident of a state other than Colorado, dividends from the Fund may be subject to state income taxes in that state. Therefore, you should consult your tax adviser before buying shares of the Fund.

On the date of this Prospectus, Class A Shares and Class C Shares are available in:

Colorado, Alaska, Arizona, California, Connecticut, Florida, Georgia, Hawaii, Idaho, Illinois, Indiana, Iowa, Kansas, Kentucky, Minnesota, Missouri, New Jersey, New York, North Carolina, Ohio, Oregon, Pennsylvania, Rhode Island, Tennessee, Utah, Virginia and Wyoming.

In addition, Class A Shares are available in Maryland, Michigan, Montana, Nebraska, New Mexico, Texas, Washington and Wisconsin.

On the date of this Prospectus, Class F Shares are available in:

Colorado, Alaska, California, Connecticut, Georgia, Hawaii, Idaho, Indiana, Kansas, Kentucky, Missouri, Montana, Nebraska, New Jersey, New York, North Carolina, Ohio, Oklahoma, Oregon, Pennsylvania, Rhode Island, Utah and Virginia.

On the date of this Prospectus, Class Y Shares are available in:

Colorado, Alaska, Arizona, California, Connecticut, Florida, Georgia, Hawaii, Idaho, Illinois, Indiana, Iowa, Kansas, Kentucky, Maryland, Michigan, Minnesota, Missouri, New Jersey, New York, North Carolina, Ohio, Oklahoma, Oregon, Pennsylvania, Rhode Island, Tennessee, Texas, Utah, Virginia, Washington, Wisconsin and Wyoming.

Aquila Churchill Tax-Free Fund of Kentucky

You can purchase shares of **Aquila Churchill Tax-Free Fund of Kentucky** if you live in Kentucky or in one of the other states listed below.

If you are a resident of a state other than Kentucky, dividends from the Fund may be subject to state income taxes in that state. Therefore, you should consult your tax adviser before buying shares of the Fund.

On the date of this Prospectus, Class A Shares and Class C Shares are available in:

Kentucky, Alabama, California, Colorado, Florida, Georgia, Hawaii, Illinois, Indiana, Minnesota, Missouri, New Jersey, New York, North Carolina, Ohio, Oregon, Pennsylvania, Rhode Island, Tennessee, Utah, Virginia and Wyoming.

In addition, Class A Shares are available in Arizona, the District of Columbia, Kansas and Texas.

In addition, Class C Shares are available in West Virginia.

On the date of this Prospectus, Class F Shares are available in all 50 states and the District of Columbia.

On the date of this Prospectus, Class Y Shares and Class I Shares are available in:

Kentucky, Alabama, California, Colorado, Florida, Georgia, Hawaii, Illinois, Indiana, Minnesota, Missouri, New Jersey, New York, North Carolina, Ohio, Oregon, Pennsylvania, Rhode Island, Utah, Virginia and Wyoming.

In addition, Class Y Shares are available in Arizona and Tennessee.

Aquila Tax-Free Trust of Oregon

You can purchase shares of **Aquila Tax-Free Trust of Oregon** if you live in Oregon or in one of the other states listed below.

If you are a resident of a state other than Oregon, dividends from the Fund may be subject to state income taxes in that state. Therefore, you should consult your tax adviser before buying shares of the Fund.

On the date of this Prospectus, Class A Shares, Class C Shares and Class Y Shares are available in:

Oregon, Alaska, Alabama, Arkansas, Arizona, California, Colorado, Connecticut, Delaware, Florida, Georgia, Hawaii, Idaho, Illinois, Indiana, Kansas, Kentucky, Minnesota, Missouri, Nevada, New Jersey, New Mexico, New York, North Carolina, Ohio, Pennsylvania, Rhode Island, South Carolina, Texas, Utah, Virginia and Washington.

In addition, Class A Shares are available in Wisconsin.

In addition, Class C Shares are available in Nebraska.

On the date of this Prospectus, Class F Shares are available in all 50 states and the District of Columbia.

In addition, Class Y Shares are available in Maryland, North Dakota, South Dakota and Texas.

Aquila Narragansett Tax-Free Income Fund

You can purchase shares of **Aquila Narragansett Tax-Free Income Fund** if you live in Rhode Island or in one of the other states listed below.

If you are a resident of a state other than Rhode Island, dividends from the Fund may be subject to state income taxes in that state. Therefore, you should consult your tax adviser before buying shares of the Fund.

On the date of this Prospectus, Class A Shares and Class C Shares are available in:

Rhode Island, Alaska, Alabama, Arkansas, California, Colorado, Connecticut, Delaware, Florida, Georgia, Hawaii, Idaho, Illinois, Indiana, Kansas, Kentucky, Massachusetts, Minnesota, Missouri, Nevada, New Jersey, New York, North Carolina, Ohio, Oregon, Pennsylvania, South Carolina, Utah, Virginia and Wyoming.

In addition, Class A Shares are available in Arizona, Maine, Maryland, Michigan, North Dakota, South Dakota and Tennessee.

On the date of this Prospectus, Class F Shares are available in all 50 states and the District of Columbia.

On the date of this Prospectus, Class Y Shares and Class I Shares are available in:

Rhode Island, Alaska, Alabama, Arkansas, California, Colorado, Connecticut, Delaware, Florida, Georgia, Hawaii, Idaho, Illinois, Indiana, Kansas, Kentucky, Minnesota, Missouri, Nevada, New Jersey, New York, North Carolina, Ohio, Oregon, Pennsylvania, South Carolina, Utah, Virginia and Wyoming.

In addition, Class Y shares are available in Arizona, Maine, Massachusetts, Maryland, North Dakota and Washington.

Aquila Tax-Free Fund For Utah

You can purchase shares of **Aquila Tax-Free Fund For Utah** if you live in Utah or in one of the other states listed below.

If you are a resident of a state other than Utah, dividends from the Fund may be subject to state income taxes in that state. Therefore, you should consult your tax adviser before buying shares of the Fund.

On the date of this Prospectus, Class A Shares and Class C Shares are available in:

Utah, Alaska, Alabama, Arizona, Arkansas, California, Colorado, Connecticut, Delaware, Florida, Georgia, Hawaii, Idaho, Illinois, Indiana, Kansas, Kentucky, Minnesota, Missouri, Nevada, New Jersey, New York, North Carolina, North Dakota, Ohio, Oregon, Pennsylvania, Rhode Island, South Carolina, Texas, Virginia, Washington and Wyoming.

In addition, Class A Shares are available in Massachusetts, Michigan, Montana, New Hampshire, Oklahoma, Tennessee and Wisconsin.

On the date of this Prospectus, Class F Shares are available in all 50 states and the District of Columbia.

On the date of this Prospectus, Class Y Shares are available in:

Utah, Alaska, Alabama, Arizona, Arkansas, California, Colorado, Connecticut, Delaware, Florida, Georgia, Hawaii, Idaho, Illinois, Indiana, Kansas, Kentucky, Michigan, Minnesota, Missouri, Montana, Nevada, New Jersey, New York, North Carolina, North Dakota, Ohio, Oklahoma, Oregon, Pennsylvania, Rhode Island, South Carolina, Texas, Virginia, Washington and Wyoming.

A Fund and Aquila Distributors LLC, the Fund's distributor (the "Distributor"), may reject any order for the purchase of shares for any reason.

How much money do I need to invest?

Class A and Class C Shares

Option I

- Initially, \$1,000, except that there is no minimum amount for purchase of shares through certain financial intermediaries as discussed below.
- Subsequently, any amount (for investments in shares of the same class).

To qualify for purchases of Class A Shares with no minimum, (i) the shares must be purchased on behalf of a beneficial owner who has entered into a comprehensive fee or other advisory fee arrangement with the financial intermediary or an affiliate or associated person of the financial intermediary, and (ii) the financial intermediary must have entered into an agreement with the Distributor authorizing the sale of Fund shares.

Option II

- \$50 or more if an Automatic Investment Program is established.
- Subsequently, any amount you specify of \$50 or more.
- You are not permitted to maintain both an Automatic Investment Program and a Systematic Withdrawal Plan simultaneously.

Class F, Class I and Class Y Shares

Class F, Class I and Class Y Shares may be purchased only through a financial intermediary. Financial intermediaries can set their own requirements for initial and subsequent investments.

How do I purchase shares?

Class A and Class C Shares

You may purchase Class A and Class C Shares:

- through an investment broker or dealer, or a bank or other financial intermediary, that has a sales agreement with the Distributor, Aquila Distributors LLC, in which case that institution will take action on your behalf, and you will not personally perform the steps indicated below; or
- by mailing payment to Aquila Group of Funds.

Class F, Class I and Class Y Shares

Class F, Class I and Class Y Shares may be purchased only through a financial intermediary. Financial intermediaries can set their own requirements for initial and subsequent investments.

All Share Classes

Except as provided in the SAI, under the caption "Purchase, Redemption and Pricing of Shares," an investment must be drawn in United States dollars on a United States commercial bank, savings bank or credit union or a United States branch of a foreign commercial bank (each of which is a "Financial Institution").

The price an investor will pay is based on the net asset value next determined after your purchase order is received in proper form plus a sales charge for Class A Shares and the net asset value next determined after your purchase order is received in proper form for Class C, F, I and Y Shares. (See "What price will I pay for a Fund's shares?") A broker/dealer may charge a service or processing fee in connection with purchases; such a fee will be in addition to the price of the shares.

Opening a Class A or Class C Share Account

- Make out a check for the investment amount payable to the appropriate Fund.
- Complete a New Account Application, which is available on www.aquilafunds.com.
- Send your check and completed New Account Application to one of the following addresses:

U.S. Postal Service Mail:

Aquila Group of Funds
P.O. Box 534428
Pittsburgh, PA 15253-4428

Overnight Carrier Deliveries:

Aquila Group of Funds
Attention: 534428
500 Ross Street, 154-0520
Pittsburgh, PA 15262

Please note that there may be a delay in receipt by the Funds' Transfer Agent of applications submitted by U.S. Postal Service mail to a post office address.

Each Fund is available for purchase in the states identified above, and in Puerto Rico, Guam, American Samoa and the U.S. Virgin Islands. Except to the extent otherwise permitted by the Distributor, the Funds will only

accept accounts from U.S. citizens with a U.S. address (including an APO or FPO address) or resident aliens with a U.S. address (including an APO or FPO address) and a U.S. taxpayer identification number.

Adding to a Class A or Class C Share Account	
<p>By Wire</p> <ul style="list-style-type: none"> Telephone Aquila Group of Funds (toll-free) at 800-437-1000 and advise us that you would like to purchase shares of a Fund by wire transfer. We will provide appropriate instructions at that time. Your wire must be received no later than 11:00 a.m. Eastern time on the business day after the Fund receives your request to purchase shares. If your wire is not received by 11:00 a.m. Eastern time on the next business day, your transaction will be canceled at your expense and risk. Wire transfers normally take two or more hours to complete and a fee may be charged by the sending bank. Wire transfers may be restricted on holidays and at certain other times. 	<p>By Check</p> <ul style="list-style-type: none"> Make out a check for the investment amount payable to the appropriate Fund. Fill out the pre-printed stub attached to each Fund's confirmations or supply the name(s) of account owner(s), the account number, and the name of the Fund. Send your check and account information to one of the following addresses: <p>U.S. Postal Service Mail: Aquila Group of Funds P.O. Box 534428 Pittsburgh, PA 15253-4428</p> <p>Overnight Carrier Deliveries: Aquila Group of Funds Attention: 534428 500 Ross Street, 154-0520 Pittsburgh, PA 15262</p> <p>Please note that there may be a delay in receipt by the Funds' Transfer Agent of purchase orders submitted by U.S. Postal Service mail to a post office address.</p>
<p>Unless you indicate otherwise, your investment will be made in Class A Shares.</p>	

Neither initial nor subsequent investments should be made by third party check, travelers check, starter checks (bank check stock with no account holder information identified) or credit card check.

An investor may also open a Class A or Class C Share account or make additional investments in Class A or Class C Shares through a financial intermediary.

Opening or Adding to a Class F, Class I or Class Y Share Account

An investor may open a Class F, Class I or Class Y Share account or make additional investments in Class F, Class I or Class Y Shares only through a financial intermediary.

Investing through financial intermediaries

If you invest in a Fund through your financial intermediary, the options and services available to you may be different from those discussed in this Prospectus. Shareholders investing through financial intermediaries may only purchase funds and classes of shares that are available. When you invest through a financial intermediary, you generally may buy and sell shares and complete other transactions only through your financial

intermediary account. Ask your investment professional or financial intermediary for more information.

Additional conditions may apply to your investment in a Fund, and the investment professional or intermediary may charge you a transaction-based, administrative or other fee for its services. These conditions and fees are in addition to those imposed by a Fund and its affiliates. You should ask your investment professional or financial intermediary about its services and any applicable fees. The availability of certain sales charge waivers and discounts may depend on whether you purchase your shares directly from a Fund or through a financial intermediary. Please see "Broker-Defined Sales Charge Waiver Policies" below for more information.

Can I transfer funds electronically?

Once your account has been opened and funded, you can have funds transferred electronically into a Class A or Class C Share account, in amounts of \$50 or more, from your Financial Institution if it is a member of the Automated Clearing House ("ACH"). You may make investments through two electronic transfer features, "Automatic Investment" and "Telephone Investment."

- **Automatic Investment:** You can authorize a pre-determined amount to be regularly transferred from your Financial Institution account.
- **Telephone Investment:** You can make single investments of up to \$200,000 by telephone.

Before you can transfer funds electronically, we must have your banking instructions on file. For more information on how to add banking instructions to your account, please visit www.aquilafunds.com or contact us at 800-437-1000. If your account is held directly with a financial intermediary firm, please consult with your investment professional if you need to make such changes.

Systematic Payroll Investments

You can make systematic investments in either Class A Shares or Class C Shares each pay period if your employer has established a Systematic Payroll Investment Plan with a Fund. To participate in the payroll plan, you must make your own arrangements with your employer's payroll department, which may include completing special forms. Additionally, each Fund requires that you complete the New Account Application. Once your New Account Application is received by the Fund and a New Account is opened, under the payroll plan your employer will deduct a preauthorized amount from each payroll check. This amount will then be sent directly to the Fund for purchase of shares at the then current offering price, which includes any applicable sales charge. You will receive a confirmation from the Fund for each transaction. Should you wish to change the dollar amount or end future systematic payroll investments, you must notify your employer directly. Changes may take up to ten days.

Automatic investment, telephone investment and systematic payroll investments are not available for Class F Shares, Class I Shares and Class Y Shares.

Redeeming an Investment

You may redeem some or all of your investment in a Fund by a request to Aquila Group of Funds or your financial intermediary, that has a sales agreement with the Distributor, in which case that institution will take action on your behalf, and you will not personally perform the steps indicated below. Shares will be redeemed at the next net asset value determined after your request has been received in proper form.

Certain shares are subject to a contingent deferred sales charge, or CDSC. These are:

- Class C Shares held for less than 12 months (from the date of purchase); and
- CDSC Class A Shares (as described below).

Upon redemption, enough additional shares will be redeemed to pay for any applicable CDSC.

Financial intermediaries may charge a fee for effecting redemptions. A redemption may result in a taxable transaction to the redeeming investor.

How can I redeem my Shares?

Through Your Financial Intermediary: If your Aquila Group of Funds account is held with a financial intermediary, please contact your investment professional for more information on how to redeem your shares. Please note that your financial intermediary may have its own earlier deadlines for the receipt of a request to sell shares. Consult your investment professional for more information. The Funds reserve the right to terminate this procedure at any time. Redemption requests for Class F, Class I and Class Y Shares must be made through a financial intermediary.

If your Aquila Group of Funds account is held directly with the Funds, redemption requests may be made by telephone or mail, as described below.

By Telephone. Please call 800-437-1000 toll-free to redeem shares and make payments:

- a) to a Financial Institution account you have previously specified; or
- b) by check in the amount of \$50,000 or less, mailed to the name and address on the account from which you are redeeming, provided that neither the name nor the address has changed during the prior 30 days. You may only redeem by check via telephone request once in any seven-day period.

Whenever you contact us by telephone, please be prepared to supply account information and personal identification.

Note: Check the accuracy of your confirmation statements immediately upon receipt. Aquila Group of Funds, the Distributor and the Funds' Transfer Agent are not responsible for losses resulting from unauthorized telephone transactions if reasonable procedures are followed to verify a caller's identity. Calls may be recorded.

By Mail. You may request redemption payments to a predesignated Financial Institution account by a letter of instruction sent to one of the following addresses:

- U.S. Postal Service Mail: Aquila Group of Funds, P.O. Box 534428, Pittsburgh, PA 15253-4428
- Overnight Carrier Deliveries: Aquila Group of Funds, Attention 534428, 500 Ross Street, 154-0520, Pittsburgh, PA 15262

The letter, signed by the registered shareholder(s), must indicate:

- account name(s)
- account number
- dollar amount or number of shares to be redeemed; and

- payment instructions (we normally mail redemption proceeds to your address as registered with the Fund).

To have redemption proceeds sent directly to your Financial Institution account, we must have your banking instructions on file.

Please note that there may be a delay in receipt by the Funds' Transfer Agent of redemption requests submitted by U.S. Postal Service mail to a post office address.

You may establish or change your designated Financial Institution account at any time by visiting www.aquilafunds.com or by contacting us at 800-437-1000.

We may require additional documentation for certain types of shareholders, such as corporations, partnerships, trustees or executors, or if redemption is requested by someone other than the shareholder of record.

Medallion Signature Guarantees. If sufficient documentation is on file, we do not require a Medallion signature guarantee for redemptions of shares up to \$50,000, payable to the record holder, and sent to the address of record. In all other cases, signatures must be guaranteed. Acceptable Medallion signature guarantees may be obtained from banks or brokerage firms that are members of either the Securities Transfer Association Medallion Signature Program ("STAMP"), the New York Stock Exchange Medallion Signature Program ("MSP"), or the Stock Exchange Medallion Program ("SEMP").

Redemption	Method of Payment	Charges
Under \$1,000.	Check or ACH.	None.
\$1,000 or more.	Check, ACH or wire to your Financial Institution account.	None.
Through a financial intermediary.	Check or wire, to your financial intermediary.	None. However, your financial intermediary may charge a fee.

Although the Funds do not currently intend to, each Fund can charge up to \$5.00 per wire redemption, after written notice to shareholders who have elected this redemption procedure. Upon 30 days' written notice to shareholders the Funds may modify or terminate the use of ACH to make redemption payments at any time or charge a service fee, although no such fee is presently contemplated. If any such changes are made, the Prospectus will be supplemented to reflect them.

The Funds can redeem your shares if their value totals less than \$500 as a result of redemptions or failure to meet and maintain the minimum investment level under an Automatic Investment program. Before such a redemption is made, we will send you a notice giving you 60 days to make additional investments to bring your account up to the minimum.

Certificate Shares

The Funds no longer issue share certificates. If you hold share certificates issued previously and wish to redeem those shares you should:

Mail to Aquila Group of Funds: (1) blank (unsigned) certificates for the shares to be redeemed, (2) redemption instructions as described above under "Regular Redemption Method" and (3) a stock assignment form.

To be in "proper form," items (2) and (3) above must be signed by the registered shareholder(s) exactly as the account is registered. For a joint account, both shareholder signatures are necessary.

For your protection, mail certificates separately from signed redemption instructions. We recommend that certificates be sent by registered mail, return receipt requested.

If sufficient documentation is on file, we do not require a Medallion signature guarantee for redemptions of certificate shares up to \$50,000, payable to the record holder, and sent to the address of record. In all other cases, signatures must be guaranteed. If a Medallion signature guarantee is required, you must follow the procedures described above under "Regular Redemption Method."

What are the methods of payment of redemption proceeds?

Redemption proceeds may be sent by check, wire or transferred through ACH, as follows:

Are there any reinvestment privileges?

If you own Class A or Class C Shares, you may reinvest proceeds of redemption within 120 days of the redemption, you will not have to pay any additional sales charge on the reinvestment and the Distributor will refund to you any CDSC deducted at the time of redemption by adding it to the amount of your reinvestment. You must reinvest in the same fund and class as the shares redeemed. You may exercise this privilege only once a year, unless otherwise approved by the Distributor.

Is there a Systematic Withdrawal Plan?

You may establish a Systematic Withdrawal Plan if you own or purchase Class A Shares of the Fund having a net asset value of at least \$5,000. The Systematic Withdrawal Plan allows you to receive a monthly or quarterly check

in a stated amount, not less than \$50. The Systematic Withdrawal Plan is not available for Class C, F, I or Y Shares.

General

Redemption proceeds are normally sent to your address of record on the next business day following receipt of your redemption request in proper form, but in any event within seven days, regardless of the method used to make such payment (e.g., check, wire or electronic transfer (ACH)).

The Funds may delay payment for redemption of shares recently purchased by check (including certified, cashier's or official bank check) for up to 10 business days after purchase; however, payment for redemption will not be delayed after (i) the check has been honored, or (ii) we receive satisfactory assurance that the check will be honored. Possible delays can be eliminated by paying for purchased shares with wired funds or Federal Reserve drafts.

The Funds have the right to postpone payment or suspend redemption rights during certain periods. These periods may occur (i) when the New York Stock Exchange is closed for other than weekends and holidays, (ii) when the Securities and Exchange Commission ("SEC") restricts trading on the New York Stock Exchange, (iii) when the SEC determines that an emergency exists which causes disposal of, or determination of the value of, portfolio securities to be unreasonable or impracticable, and (iv) during such other periods as the SEC may permit.

Under normal circumstances, each Fund expects to meet redemption requests by using cash or cash equivalents in its portfolio and/or selling assets to generate cash. Under stressed or abnormal market conditions or circumstances, including circumstances adversely affecting the liquidity of a Fund's investments, the Fund may be more likely to be forced to sell portfolio assets to meet redemptions than under normal market circumstances. Under such circumstances, a Fund could be forced to liquidate assets at inopportune times or at a loss or depressed value. Each Fund also may pay redemption proceeds using cash obtained through a committed, unsecured revolving credit facility, or an interfund lending facility, if available, and other borrowing arrangements that may be available from time to time.

Redemption proceeds may be paid in whole or in part "in kind," that is by distribution of a Fund's portfolio securities. If a Fund redeems in kind, it generally will deliver to you a proportionate share of the portfolio securities owned by the Fund. The Trust may redeem in kind if, for example, the Fund reasonably believes that a cash redemption may have a substantial impact on the Fund and its remaining shareholders. Securities you receive this way may increase or decrease in value while

you hold them and you may incur transaction costs and tax liability when you convert the securities to cash.

During periods of deteriorating or stressed market conditions, when an increased portion of a Fund's portfolio may be comprised of less-liquid investments, or during extraordinary or emergency circumstances, the Fund may be more likely to pay redemption proceeds with cash obtained through short-term borrowing arrangements (if available) or by giving you securities.

Proper Form

When you buy, exchange or redeem shares, your request must be in proper form. This means you have provided the following information, without which the request may not be processed:

- Account name(s)
- Account number
- Dollar amount or number of shares being bought, exchanged or redeemed
- In the case of a redemption, payment instructions
- For redemptions using the Regular Redemption Method, signature(s) of the registered shareholder(s)
- A Medallion signature guarantee. If sufficient documentation is on file, a Medallion signature guarantee is not required for redemptions of shares up to \$50,000, payable to the record holder, and sent to the address of record. In all other cases, signatures must be guaranteed. Acceptable Medallion signature guarantees may be obtained from banks or brokerage firms that are members of either the Securities Transfer Association Medallion Signature Program ("STAMP"), the New York Stock Exchange Medallion Signature Program ("MSP"), or the Stock Exchange Medallion Program ("SEMP").

Identity verification

To help the government fight the funding of terrorism and money laundering activities, federal law requires all financial institutions to obtain, verify and record information that identifies each person who opens an account. When you open an account, you will need to supply your name, address, date of birth, and other information that will allow the Funds to identify you. The Funds may close your account if we cannot adequately verify your identity.

Investing through financial intermediaries

If you invest in a Fund through your financial intermediary, the options and services available to you may be different from those discussed in this Prospectus.

Shareholders investing through financial intermediaries may only purchase funds and classes of shares that are available. When you invest through an account that is not in your name, you generally may buy and sell shares and complete other transactions only through the account. Ask your investment professional or financial intermediary for more information.

Additional conditions may apply to your investment in a Fund, and your financial intermediary may charge you a transaction-based, administrative or other fee for its services. These conditions and fees are in addition to those imposed by the Funds. You should ask your financial intermediary about its services and any applicable fees.

Responsibility for Fraud

The Funds will not be responsible for any account losses because of fraud if we reasonably believe that the person transacting business on an account is authorized to do so. Please take precautions to protect yourself from fraud. Keep your account information private, and immediately review any account statements or other information that we provide to you. It is important that you contact the Funds immediately about any transactions or changes to your account that you believe to be unauthorized.

Alternative Purchase Plans

How do the different arrangements for the Funds' share classes affect the cost of buying, holding and redeeming shares, and what else should I know about the Funds' share classes?

Each Fund offers several classes of shares. All classes represent interests in the same portfolio of investments. The classes of shares differ in their sales charge structures and ongoing expenses, as described below. An investor should choose the class that best suits the investor's circumstances and needs.

The availability of certain sales charge waivers and discounts may depend on whether you purchase your shares directly from a Fund or through a financial intermediary. Specific intermediaries may have different policies and procedures regarding the availability of front-end sales load waivers or contingent deferred (back-end) sales load ("CDSC") waivers. In all instances, it is the purchaser's responsibility to notify the Fund or the purchaser's financial intermediary at the time of purchase of any relationship or other facts qualifying the purchaser for sales charge waivers or discounts. **For waivers and discounts not available through a particular intermediary, shareholders will have to purchase Fund shares directly from a Fund or through another intermediary to receive these waivers or discounts. Please see the section "Broker-Defined Sales Charge Waiver Policies" immediately before the back cover of this Prospectus to determine any sales charge discounts and waivers that may be available to you through your financial intermediary.**

	Class A Shares “Front-Payment Class”	Class C Shares “Level-Payment Class”
Initial Sales Charge	Class A Shares are offered at net asset value plus a maximum sales charge of 3.00%, paid at the time of purchase. Thus, your investment is reduced by the applicable sales charge.	None. Class C Shares are offered at net asset value with no sales charge payable at the time of purchase.
Contingent Deferred Sales Charge (“CDSC”)	None (except for certain purchases of \$250,000 or more).	A CDSC of 1% is imposed upon the redemption of Class C Shares held for less than 12 months. No CDSC applies to Class C Shares acquired through the reinvestment of dividends or distributions.
Distribution and/or Service Fees	A distribution fee of 0.075 of 1% ¹ (for Aquila Tax-Free Fund of Colorado), 0.15 of 1% (for Aquila Tax-Free Trust of Arizona, Aquila Churchill Tax-Free Fund of Kentucky, Aquila Tax-Free Trust of Oregon and Aquila Narragansett Tax Free Income Fund), or 0.20 of 1% (for Aquila Tax-Free Fund For Utah) is imposed on the average annual net assets represented by the applicable Class A Shares. ¹ Current amount approved by the Fund’s Board of Trustees. The distribution plan permits payments of up to 0.15 of 1% of average annual net assets of the Fund.	Distribution and service fees of 1% are imposed on the average net assets represented by the Class C Shares for six years prior to conversion to Class A Shares (see Other Information). A distribution fee of 0.75 of 1% may be paid to certain broker/dealers and other qualified recipients. A service fee of 0.25 of 1% will be paid to the Distributor.
Other Information	The initial sales charge is waived or reduced in some cases. Larger purchases qualify for lower sales charges. Financial intermediaries may offer their own (i.e., a financial intermediary-specific) sales charge waiver(s).	Class C Shares, together with a pro-rata portion of all Class C Shares acquired through reinvestment of dividends and other distributions paid in additional Class C Shares, automatically convert to Class A Shares after six years.

	Class F Shares “Fiduciary Class”	Class I Shares “Financial Intermediary Class” (Aquila Churchill Tax-Free Fund of Kentucky and Aquila Narragansett Tax-Free Income Fund only)	Class Y Shares “Institutional Class”
Initial Sales Charge	None. Financial intermediaries may charge a fee for purchase of shares.	None. Financial intermediaries may charge a fee for purchase of shares.	None. Financial intermediaries may charge a fee for purchase of shares.
Contingent Deferred Sales Charge	None.	None.	None.
Distribution and/or Service Fees	None.	A distribution fee of up to 0.25 of 1% of average annual net assets allocable to Class I Shares is permitted under the Distribution Plan. A distribution fee of up to 0.15 of 1% of such net assets is currently authorized by the Board of Trustees of the Funds. In addition, a service fee of up to 0.25 of 1% of such assets is imposed on the average annual net assets allocable to Class I Shares.	None.
Other Information	N/A	N/A	N/A

What price will I pay for a Fund's shares?

Class A Shares Offering Price	Class C, F, I and Y Shares Offering Price
Net asset value per share plus the applicable sales charge	Net asset value per share

An investor will receive that day's offering price on purchase orders, including Telephone Investments and investments by mail, received in proper form prior to the close of regular trading on the New York Stock Exchange (normally 4:00 p.m. New York time) by Aquila Group of Funds or an authorized financial intermediary. Otherwise, orders will be filled at the next determined offering price. Financial intermediaries are required to submit orders promptly. Purchase orders received on a non-business day, including those for Automatic Investment, will be executed on the next succeeding business day. The sale of shares will be suspended (1) during any period when net asset value determination is suspended or (2) when the Distributor judges it is in a Fund's best interest to do so.

Class F Shares and Class Y Shares may be available on certain brokerage platforms. An investor transacting in Class F Shares or Class Y Shares through a broker acting as an agent for the investor may be required to pay a commission and/or other forms of compensation to the broker. As noted above, shares of each Fund are available in other share classes that have different fees and expenses.

Sales Charges – Class A Shares

What are the sales charges for purchases of Class A Shares?

The following table shows the amount of sales charge incurred for each new purchase by a "single purchaser" of Class A Shares. A "single purchaser" is:

- an individual;
- an individual, together with his or her spouse, and/or any children under 21 years of age purchasing shares for their accounts;
- a trustee or other fiduciary purchasing shares for a single trust estate or fiduciary account; or
- a government, municipality or tax-exempt entity that meets the requirements for qualification under Section 501 of the Internal Revenue Code of 1986, as amended.

You are entitled to substantial reductions in sales charges based on aggregate holdings of all shares of any class of any of the funds in the Aquila Group of Funds that you or other members of your immediate family already own at the time of your purchase. Be sure you tell your broker or dealer about all of those holdings so that any applicable reduction in sales charges on your purchase can be correctly computed. You will need to produce proof of such ownership in the form of account statements relating to any account at any financial intermediary that you or any member of your immediate family own that holds any such shares.

A "single purchaser" will pay a sales charge based on the value at the time of purchase of his or her aggregate holdings of shares of any class of any of the funds in the Aquila Group of Funds in accordance with the following table:

I Amount of Purchase Plus Value of All Other Shares Held by a Single Purchaser	II Sales Charge as Percentage of Public Offering Price	III Sales Charge as Approximate Percentage of Net Amount Invested
Less than \$50,000	3.00%	3.09%
\$50,000 to \$99,999	2.50%	2.56%
\$100,000 to \$249,999	2.00%	2.04%
\$250,000 or more	None	None
For purchases of \$250,000 or more see "Sales Charges for Purchases of \$250,000 or More."		

For example:

If your purchase amount is \$10,000 (Column I), your sales charge would be 3.00% or \$300 (Column II).	$(\$10,000 \times 0.03 = \$300)$
The value of your account would be equivalent to the amount of your purchase less the sales charge. (The net amount invested in your account would be $\$10,000 - \$300 = \$9,700$.)	$(\$10,000 - \$300 = \$9,700)$
The sales charge as a percentage of the net amount invested in your account would be 3.09% (Column III).	$(\$300 / \$9,700 = 0.0309 \text{ or } 3.09\%)$

Since the offering price is calculated to two decimal places using standard rounding methodology, the dollar amount of the sales charge as a percentage of the offering price and the net amount invested (the amount of your investment less the sales charge) for any particular purchase of Trust shares may be higher or lower due to rounding.

Sales Charges for Purchases of \$250,000 or More

You will not pay a sales charge at the time of purchase when you purchase “CDSC Class A Shares.” CDSC Class A Shares are:

- (i) Class A Shares issued in a single purchase of \$250,000 or more by a single purchaser; and
- (ii) Class A Shares issued when the value of the purchase, together with the value of shares of the Fund or any other fund in the Aquila Group of Funds that are owned by the purchaser, is \$250,000 or more.

Redemption of CDSC Class A Shares

Aquila Tax-Free Trust of Arizona, Aquila Churchill Tax-Free Fund of Kentucky, Aquila Tax-Free Fund of Colorado, Aquila Tax-Free Trust of Oregon and Aquila Tax-Free Fund For Utah:

If you redeem all or part of your CDSC Class A Shares during the 18 months after you purchase them,

Value of All Aquila Fund Shares at Time Shares Being Redeemed were Originally Purchased	CDSC Rate on Shares Redeemed	
	During First Year After Purchase	During 13 to 18 Months After Purchase
\$250,000 and up to \$2,499,999	0.75%	0.50%
\$2.5 million and up to \$4,999,999	0.50%	None
\$5 million and more	0.25%	None

The CDSC will not apply to CDSC Class A Shares held for longer than 18 months.

Aquila Tax-Free Fund of Colorado and Aquila Tax-Free Trust of Oregon – Shares Originally Purchased Prior to April 14, 2023:

The CDSC rate and holding period applicable to the redemption of CDSC Class A Shares of Aquila Tax-Free

Value of All Aquila Fund Shares at Time Shares Being Redeemed were Originally Purchased	CDSC Rate on Shares Redeemed	
	During First Year After Purchase	During Second Year After Purchase
\$250,000 and up to \$2,499,999	0.75%	0.50%
\$2.5 million and up to \$4,999,999	0.50%	0.25%
\$5 million and more	0.25%	None

The CDSC will not apply to CDSC Class A Shares held for longer than two years.

you may have to pay a special CDSC upon redemption of those shares. CDSC Class A Shares purchased without a sales charge pursuant to a Letter of Intent are subject to the CDSC. The CDSC will not apply to shares acquired through the reinvestment of dividends or distributions on CDSC Class A Shares.

When a CDSC is calculated, it will be applied to the lower of the original cost of the shares being redeemed or the current market value of those shares. Therefore, you do not pay a sales charge on amounts representing appreciation or depreciation. The rate used to calculate the CDSC is based on the value of all shares of funds in the Aquila Group of Funds (“Aquila Fund Shares”) that you own at the time the shares being redeemed were originally purchased and will vary based on the time elapsed since the CDSC Class A Shares were purchased. The CDSC rate and holding period applicable to the redemption of CDSC Class A Shares is set forth in the following table:

Fund of Colorado and Aquila Tax-Free Trust of Oregon originally purchased prior to April 14, 2023 is set forth in the following table:

Aquila Narragansett Tax-Free Income Fund:

If you redeem all or part of your CDSC Class A Shares during the two years after you purchase them, you may have to pay a special CDSC upon redemption of those shares. CDSC Class A Shares purchased without a sales charge pursuant to a Letter of Intent are subject to the CDSC. The CDSC will not apply to shares acquired through the reinvestment of dividends or distributions on CDSC Class A Shares.

When a CDSC is calculated, it will be applied to the lower of the original cost of the shares being redeemed

or the current market value of those shares. Therefore, you do not pay a sales charge on amounts representing appreciation or depreciation. The rate used to calculate the CDSC is based on the value of all shares of funds in the Aquila Group of Funds (“Aquila Fund Shares”) that you own at the time the shares being redeemed were originally purchased and will vary based on the time elapsed since the CDSC Class A Shares were purchased. The CDSC rate and holding period applicable to the redemption of CDSC Class A Shares is set forth in the following table:

Value of All Aquila Fund Shares at Time Shares Being Redeemed were Originally Purchased	CDSC Rate on Shares Redeemed	
	During First Year After Purchase	During Second Year After Purchase
\$250,000 and up to \$2,499,999	0.75%	0.50%
\$2.5 million and up to \$4,999,999	0.50%	0.25%
\$5 million and more	0.25%	None

The CDSC will not apply to CDSC Class A Shares held for longer than two years.

For All Funds:

Each time you place a request to redeem shares, a Fund will first redeem any shares in your account that are not subject to a contingent deferred sales charge, and then will redeem shares in your account that are subject to the lowest CDSC rate, unless otherwise instructed. A series of investments may increase the total value of Aquila Fund Shares you own so that subsequent purchases may qualify for a shorter holding period and a lower CDSC rate, as described in the table above, without altering the holding period or CDSC rate for shares acquired when the total value of Aquila Fund Shares you owned was lower.

The CDSC will be waived for:

- Redemption following the death of the shareholder or beneficial owner.
- Redemption by a Fund when an account falls below the minimum required account size.
- Redemption by an investor who purchased \$250,000 or more without an initial sales charge if the securities dealer of record waived or deferred its commission in connection with the purchase, with notice to the investor and the Fund at the time of purchase.

The availability of certain sales charge waivers and discounts may depend on whether you purchase your shares directly from a Fund or through a financial intermediary. Please see “Broker-Defined Sales Charge Waiver Policies” below for more information.

Reduced Sales Charges for Certain Purchases of Class A Shares

Right of Accumulation

“Single purchasers” may qualify for a reduced sales charge in accordance with the above schedule when making subsequent purchases of Class A Shares.

Letters of Intent

A “single purchaser” may also qualify for reduced sales charges, in accordance with the above schedule, after a written Letter of Intent (included in the New Account Application) is received by the Distributor.

Other

Class A Shares may be purchased without a sales charge by current and former Trustees and officers of any funds in the Aquila Group of Funds, the directors, officers and certain employees, former employees and representatives of the Manager, the Distributor, the adviser or sub-adviser of any fund in the Aquila Group of Funds and the parents and/or affiliates of such companies, broker dealers, their officers and employees and other investment professionals, certain persons connected with firms providing legal, advertising or public relations assistance to the Funds, certain family members of, and plans for the benefit of, the foregoing and plans for the benefit of trust or similar clients of banking institutions over which these institutions have full investment authority. Class A Shares may also be issued without a sales charge in a merger, acquisition or exchange offer made pursuant to a plan of reorganization to which a Fund is a party.

Each Fund also permits the sale of its Class A Shares at prices that reflect the elimination of the sales charge to investors who are members of certain qualified groups. A qualified group is a group or association that: (i) satisfies uniform criteria which enable the Distributor to realize economies of scale in its costs of distributing shares; (ii) gives its endorsement or authorization (if it is a group or association) to an investment program to facilitate solicitation of its membership by a broker or dealer; and (iii) complies with the conditions of purchase that make up an agreement between the Fund and the group, representative or broker or dealer. At the time of purchase, the Distributor must receive information sufficient to permit verification that the purchase qualifies for a reduced sales charge, either directly or through a broker or dealer. Examples of a qualified group include, but are not limited to: certain wrap accounts, asset allocation programs or other fee-based arrangements for the benefit of clients of investment professionals or other financial intermediaries; and certain retirement plans that are part of a retirement plan or platform offered by banks, broker-dealers, financial advisors or insurance companies, or serviced by recordkeepers.

Class A Shares may be purchased without a sales charge by investors who purchase shares through a self-directed brokerage account program offered by a financial intermediary that has entered into an agreement with the Fund's Distributor. Financial intermediaries offering such programs may or may not charge transaction fees. As of May 1, 2023, the Distributor has entered such an agreement with Merrill Lynch, Morgan Stanley Smith Barney and Vanguard. Please see "Broker-Defined Sales Charge Waiver Policies" below for more information, as applicable.

Class A purchases at net asset value may be available to group employer-sponsored retirement plans (e.g., employer-sponsored 401(k) plans, 457 plans, employer-sponsored 403(b) plans, profit sharing and money purchase pension plans and defined benefit plans). Waivers for group employer-sponsored retirement plans do not apply to traditional IRAs, Roth IRAs, SEP IRAs, SARSEPs, SIMPLE IRAs, KEOGHs, individual 401(k) or individual 403(b) plans, or to shares held in commission-based broker-dealer accounts. In addition, acquisitions of shares by reinvestment of dividends or in exchanges (with certain exceptions) do not incur a sales charge. The foregoing sales charge waivers are generally available for qualified purchases through all financial intermediaries that offer Class A Shares of the Funds, except as set forth under "Broker-Defined Sales Charge Waiver Policies" below. Please see the SAI for additional information about sales charge waivers and reductions.

The availability of certain sales charge waivers and discounts may depend on whether you purchase your shares directly from a Fund or through a financial intermediary.

Please see "Broker-Defined Sales Charge Waiver Policies" below for more information.

The foregoing information about breakpoints in, or elimination of, sales charges is also available free of charge on our website at www.aquilafunds.com. Hyperlinks at our website will facilitate your access to the information.

Large Purchase Orders for Class C Shares

The Funds will not accept purchase orders for Class C Shares on behalf of an individual investor (not including dealer "street name" or omnibus accounts) in an amount of \$500,000 or more or if the purchase order would bring the value of the account over \$500,000. This is because it will generally be more advantageous for such a purchase by an individual to be invested in Class A Shares instead.

Redemption of Class C Shares

The CDSC will be waived for redemption following the death of the shareholder or beneficial owner and for redemption by a Fund when an account falls below the minimum required size.

The availability of certain CDSC waivers may depend on whether you purchase your shares directly from a Fund or through a financial intermediary. Please see "Broker-Defined Sales Charge Waiver Policies" below for more information.

Broker/Dealer Compensation - Class C Shares

The Distributor may pay 1% of the sale price to any broker/dealer executing a Class C Share purchase.

Purchase and Redemption of Class F Shares and Class Y Shares

Class F Shares and Class Y Shares may be available on certain brokerage platforms. An investor transacting in Class F Shares or Class Y Shares through a broker acting as an agent for the investor may be required to pay a commission and/or other forms of compensation to the broker. Shares of each Fund are available in other share classes that have different fees and expenses.

General

Certain financial intermediaries may charge additional fees in connection with transactions in Fund shares. The Manager or the Distributor may make payments or provide non-cash compensation out of their own resources to securities dealers and other financial intermediaries for providing services intended to result in the sale of Fund shares or for shareholder servicing activities. The compensation is discretionary and may be available only to selected selling and servicing agents. See "Additional Information" below and in the SAI for discussions of marketing support payments.

Exchanging Shares

Generally, you can exchange shares of any class of a Fund into shares of the same class of another Fund in

the Aquila Group of Funds without the payment of a sales charge or any other fee.

If applicable, shares you acquire as part of an exchange will continue to be subject to any CDSC that applies to the shares you originally purchased. When you ultimately sell your shares, the date of your original purchase will determine your CDSC.

Because excessive trading in Fund shares can be harmful to a Fund and its other shareholders, the right is reserved to revise or terminate the exchange privilege, to limit the number of exchanges or to reject any exchange if (i) a Fund or any of the other Funds in the Aquila Group of Funds believe that it or they would be harmed or be unable to invest effectively or (ii) it or they receive or anticipate receiving simultaneous orders that may significantly affect a Fund or any other Funds in the Aquila Group of Funds.

Before you request an exchange, consider the investment objectives and policies of the Fund for which you are exchanging shares, as described in that Fund's prospectus. You generally will have to pay income taxes on an exchange.

Same Fund Exchanges

Certain shareholders may be eligible to exchange their shares for shares of another class of the same Fund. If eligible, no sales charges or other charges will apply to any such exchange. Generally, shareholders will not recognize a gain or loss for Federal income tax purposes upon such an exchange. Investors should contact their financial intermediary to learn more about same fund exchanges.

Frequent Trading

As stated above, the Funds and the Distributor may reject any order for the purchase of shares. For example, because frequent movement of assets into and out of a Fund by market timers or other investors may disrupt the management of the Fund and increase its expenses, the Boards of Trustees of the Funds have determined that each Fund may reject purchase orders, on a temporary or permanent basis, from investors that the Fund is able to determine are exhibiting a pattern of frequent or short-term trading in Fund shares. The Funds may not be able to detect frequent trading by the underlying owners of shares held in omnibus accounts and therefore may not be able effectively to prevent frequent trading in those accounts. Accordingly, there is no guarantee that the Funds will be successful in identifying all investors who engage in excessive trading activity or in curtailing that activity. The Funds' policy on frequent trading extends to purchases through exchanges. (See "Exchange Privilege" above.)

Quarterly Statements and Confirmations

For accounts that are held directly with the Funds, at the end of each calendar quarter we will send you an account statement reflecting year-to-date activity. A transaction confirmation will be sent to you following

certain transactions that occur within your account, including purchases, redemptions and account updates such as name and address changes. Confirmations are not sent for system generated transactions (e.g., dividends, automatic investments and systematic withdrawals). Those transactions are detailed within your quarterly statement.

Is there a Distribution Plan?

Each Fund has adopted a Distribution Plan (the "Plan") under the Investment Company Act of 1940's Rule 12b-1 (the "Rule") in order to:

- (i) permit the Fund to finance activities primarily intended to result in the sale of its shares;
- (ii) permit the Manager to make payment for distribution expenses out of its own funds; and
- (iii) protect the Fund against any claim that some of the expenses which it pays or may pay might be considered to be sales-related and therefore come within the purview of the Rule.

Pursuant to the Plan, each Fund makes payments with respect to Class A, Class C and (if applicable) Class I Shares under agreements to certain broker/dealers and other qualified recipients.

For any fiscal year, these payments may not exceed:

- 0.15 of 1% of the average annual net assets represented by Class A Shares of Aquila Tax-Free Trust of Arizona, Aquila Tax-Free Fund of Colorado, Aquila Churchill Tax-Free Fund of Kentucky, Aquila Tax-Free Trust of Oregon and Aquila Narragansett Tax-Free Income Fund (a distribution fee of 0.075 of 1% of the average annual net assets represented by Class A Shares of Aquila Tax-Free Fund of Colorado is currently authorized by the Trustees of such Fund);
- 0.20 of 1% of the average annual net assets represented by Class A shares of Aquila Tax-Free Fund For Utah;
- 0.75 of 1% of the average annual net assets represented by Class C Shares of each Fund; and
- 0.25 of 1% of the average annual net assets represented by Class I Shares of Aquila Churchill Tax-Free Fund of Kentucky and Aquila Narragansett Tax-Free Income Fund (a distribution fee of up to 0.15 of 1% of the average annual net assets represented by Class I Shares of each such Fund is currently authorized by the Trustees of such Funds).

Payments with respect to each class are made only out of the Fund's assets allocable to that class. Because these distribution fees are paid out of assets on an ongoing basis, over time these fees will increase the cost of your investment, and they may cost you more than paying

other types of sales charges. These distribution fees are in addition to any other sales charges you may pay.

Whenever Aquila Tax-Free Trust of Arizona, Aquila Churchill Tax-Free Fund of Kentucky or Aquila Tax-Free Trust of Oregon makes Class A payments, the aggregate annual rate of the management fee otherwise payable by the Fund is reduced from 0.50 of 1% to 0.40 of 1% of that Fund's average annual net assets.

Shareholder Services Plan for Class C Shares and Class I Shares

Each Fund's Shareholder Services Plan authorizes it to pay a service fee under agreements to certain qualified recipients who have agreed to provide personal services to Class C shareholders and/or maintain their accounts. For Aquila Churchill Tax-Free Fund of Kentucky and Aquila Narragansett Tax-Free Income Fund, the Plan also authorizes an identical arrangement with respect to Class I Shares. For any fiscal year, such fees may not exceed 0.25 of 1% of the average annual net assets represented by the applicable class of shares. Payment is made only out of the Fund's assets represented by the shares of the applicable class.

Service fees with respect to Class C Shares will be paid to the Distributor.

Other Payments by the Funds

In addition to, rather than in lieu of, fees paid by a Fund under the Fund's Distribution Plan or Shareholder Services Plan, each Fund may pay fees for certain administrative, networking, recordkeeping, sub-transfer agency or other services provided by certain broker/dealers and other financial intermediaries ("financial advisors").

Additional Payments

The Distributor and/or its related companies may pay compensation (out of their own assets and not as an additional charge to a Fund, although such assets may include profits derived from services provided to the Fund to financial advisors in connection with the sale or retention of Fund shares or certain shareholder servicing and/or certain administrative, networking, recordkeeping, sub-transfer agency or other services. This additional compensation is sometimes referred to as "revenue sharing." For example, the Distributor and/or its related companies pay compensation to financial advisors for administrative, sub-accounting or shareholder transaction processing services above and beyond such costs which would normally be paid by a Fund, assistance in training and education and/or other forms of marketing support, including costs related to providing a Fund with "shelf space." Payments made to financial advisors may be based on a fixed dollar amount and/or one or more of the following factors: gross sales, current assets, number of accounts attributable to or maintained by the financial advisor and/or reimbursement for marketing expenses of the financial advisor. Some of these amounts may be significant to the Distributor and/or

its related companies. The prospect of receiving additional compensation provides financial advisors with an incentive to favor sales of shares of a Fund over other investment options and creates a conflict of interest. To obtain more information on how additional compensation may have influenced your financial advisor's recommendation of a Fund ask your financial advisor. For more information, please see the SAI.

To the extent financial advisors sell more shares of a Fund or retain shares of a Fund in their clients' accounts, the Distributor and/or its related companies, including the Manager, receives greater fees due to the increase in Fund assets. The intermediary may earn a profit on these payments if the amount of the payment to the intermediary exceeds the intermediary's costs.

Class F Shares are only available in cases where the intermediary will not receive additional compensation with respect to Class F Shares.

"Transfer on Death" Registration

If you own Class A or Class C Shares, the Funds generally permit "transfer on death" ("TOD") registration of shares, so that on the death of the shareholder the shares are transferred to a designated beneficiary or beneficiaries. A Transfer on Death Registration Request Form is available on www.aquilafunds.com or through your financial intermediary. With it you will receive a copy of the TOD Rules of the Aquila Group of Funds, which specify how the registration becomes effective and operates. By opening a TOD Account, you agree to be bound by the TOD Rules. An investor in Class F, Class I or Class Y should discuss the availability of TOD registration with the investor's financial intermediary (broker/dealer, etc.).

Dividends and Distributions

How are dividends and distributions determined?

Each Fund pays dividends and other distributions with respect to each class of shares. Each Fund calculates its dividends and other distributions with respect to each class at the same time and in the same manner. Net income for dividend purposes includes all interest income accrued by a Fund since the previous dividend declaration less expenses paid or accrued. Net income also includes any original issue discount, which occurs if a Fund purchases an obligation for less than its face amount. The discount from the face amount is treated as additional income earned over the life of the obligation. Because each Fund's income varies, so will a Fund's dividends. There is no fixed dividend rate. It is expected that most of each Fund's dividends will be comprised of interest income. The dividends and distributions of each class can vary due to certain class-specific charges. Each Fund will declare all of its net income as dividends on every day, including weekends and holidays, on those shares outstanding for which payment was received by the close of business on the preceding business day.

Redeemed shares continue to earn dividends through and including the earlier of:

1. the day prior to the day when redemption proceeds are mailed, wired or transferred by ACH or paid to a financial intermediary; or
2. the third business day after the day the net asset value of the redeemed shares was determined.

The Funds' present policy is to generally pay dividends so they will be received or credited by approximately the first day of each month.

How are dividends and distributions paid?

Class A and Class C Shares

Dividends and distributions, if any, on Class A or Class C Shares will automatically be reinvested in full and fractional shares of the Fund of the same class at net asset value as of the payment date for the dividend or distribution unless you elect otherwise.

You may choose to have all or any part of your dividends or distributions paid in cash. You can elect to have the cash portion of your dividends or distributions deposited, without charge, by electronic fund transfers into your account at a financial institution, if it is a member of ACH.

You may also choose to direct your dividends to be invested in other funds in the Aquila Group of Funds in which you may have an account.

You can make any of these elections on the New Account Application. For information on changing distribution elections on your existing account(s), please visit www.aquilafunds.com or contact us at 800-437-1000. Your election to receive some or all of your dividends and distributions in cash will be effective as of the next payment of dividends after it has been received in proper form. It will continue in effect until we receive written notification of a change.

Whether your dividends and distributions are received in cash or reinvested, you will receive a quarterly statement indicating the current status of your investment account with the Funds.

Each Fund reserves the right to change the dividend and distribution payment option on your account to "reinvest" if mail sent to the address on your account is returned by the post office as "undeliverable" and you have elected to have your account dividends and/or distributions paid in cash. In such event, the Fund would then purchase additional shares of the Fund with any dividend or distribution payments that are "undeliverable." In order to change the option back to "cash," you would need to send us written instructions as described above.

Class F, Class I and Class Y Shares

All arrangements for the payment of dividends and distributions, if any, with respect to Class F, Class I and Class Y Shares, including reinvestment of dividends, must be made through financial intermediaries.

Tax Information

The following discussion is very general and does not address investors subject to special rules, such as investors who hold shares through an IRA, 401(k) plan or other tax-advantaged account. The SAI contains further information about taxes. Because each shareholder's circumstances are different and special tax rules may apply, you should consult with your tax adviser about your investment in a Fund.

You may receive three different types of distributions from a Fund: exempt-interest dividends, ordinary dividends and capital gain dividends. Any taxable distributions are taxed in the same manner whether paid in cash or reinvested in additional shares.

Aquila Tax-Free Trust of Arizona

Most distributions from the Fund will be dividends of interest income that are exempt from regular Federal income tax ("exempt-interest dividends"), but may be subject to state or local income taxes. As further described below, exempt-interest dividends derived from Arizona Obligations will also generally be exempt from Arizona state income tax, subject to the discussion under the heading "Tax Risk." Some exempt-interest dividends may be subject to the Federal alternative minimum tax. Exempt-interest dividends are taken into account in determining the taxable portion of any Social Security or Railroad Retirement benefit you or your spouse receives.

For other distributions, you will generally have to pay Federal income tax, as well as any applicable state and local taxes. Distributions of net capital gain (the excess of the Fund's net long-term capital gain over net short-term capital loss) are taxable to you as long-term capital gain regardless of how long you have owned your shares. The Fund does not expect any distributions to qualify for any favorable tax rate that may apply to "qualified dividend income" or to qualify for the dividends received deduction for corporate shareholders.

During the last calendar year, the Fund's distributions consisted of the following:

	Calendar Year 12/31/22		
	Exempt-Interest <u>Dividends</u>	Capital Gains <u>Distributions</u>	Ordinary Income <u>Dividends</u>
Class A Shares	96.71%	—	3.29%
Class C Shares	95.63%	—	4.37%
Class Y Shares	96.29%	—	3.71%

Aquila Tax-Free Fund of Colorado

Most distributions from the Fund will be dividends of interest income that are exempt from regular Federal income tax ("exempt-interest dividends"), but such dividends may be subject to state or local income taxes. As further described below, exempt-interest dividends derived from Colorado Obligations should also generally be exempt from Colorado state income tax, subject to the discussion under the heading "Tax Risk." Some exempt-interest dividends may be subject to the Federal alternative

minimum tax. Exempt-interest dividends are taken into account in determining the taxable portion of any Social Security or Railroad Retirement benefit you or your spouse receives.

For other distributions, you will generally have to pay Federal income tax, as well as any applicable state and local taxes. Distributions of net capital gain (the excess of the Fund's net long-term capital gain over net short-term capital loss) are taxable to you as long-term capital gain regardless of how long you have owned your shares. The Fund does not expect any distributions to qualify for any favorable tax rate that may apply to "qualified dividend income" or to qualify for the dividends received deduction for corporate shareholders.

During the last calendar year, the Fund's distributions consisted of the following:

	Calendar Year 12/31/22		
	Exempt- Interest <u>Dividends</u>	Capital Gains <u>Distributions</u>	Ordinary Income <u>Dividends</u>
Class A Shares	98.88%	—	1.12%
Class C Shares	98.77%	—	1.23%
Class Y Shares	98.62%	—	1.38%

Aquila Churchill Tax-Free Fund of Kentucky

Most distributions from the Fund will be dividends of interest income that are exempt from regular Federal income tax ("exempt-interest dividends"), but may be subject to state or local income taxes. As further described below, exempt-interest dividends derived from Kentucky Obligations will also generally be exempt from Kentucky income tax, subject to the discussion under the heading "Tax Risk." Some exempt-interest dividends may be subject to the Federal alternative minimum tax, and exempt-interest dividends may be subject to Kentucky franchise or other taxes imposed on certain corporations. Exempt-interest dividends are taken into account in determining the taxable portion of any Social Security or Railroad Retirement benefit you or your spouse receives.

For other distributions, you will generally have to pay Federal income tax, as well as any applicable state and local taxes. Distributions of net capital gain (the excess of the Fund's net long-term capital gain over net short-term capital loss) are taxable to you as long-term capital gain regardless of how long you have owned your shares. The Fund does not expect any distributions to qualify for any favorable tax rate that may apply to "qualified dividend income" or to qualify for the dividends received deduction for corporate shareholders.

During the last calendar year, the Fund's distributions consisted of the following:

Calendar Year 12/31/22

	Exempt- Interest <u>Dividends</u>	Capital Gains <u>Distributions</u>	Ordinary Income <u>Dividends</u>
Class A Shares	98.88%	—	1.12%
Class C Shares	98.66%	—	1.34%
Class F Shares	100.00%	—	0.00%
Class I Shares	98.93%	—	1.07%
Class Y Shares	99.01%	—	0.99%

Aquila Tax-Free Trust of Oregon

Most distributions from the Fund will be dividends of interest income that are exempt from regular Federal income tax ("exempt-interest dividends"), but may be subject to state or local income taxes. As further described below, dividends paid from interest income on Oregon Obligations will also generally be exempt from Oregon personal income taxes, subject to the discussion under the heading "Tax Risk." Some exempt-interest dividends may be subject to the Federal alternative minimum tax. Exempt-interest dividends are taken into account in determining the taxable portion of any Social Security or Railroad Retirement benefit you or your spouse receives. Exempt-interest dividends are not exempt from the Oregon state corporation excise tax or the Oregon corporation income tax.

For other distributions, you will generally have to pay Federal income tax, as well as any applicable state and local taxes, including Oregon personal income taxes. Distributions of net capital gain (the excess of the Fund's net long-term capital gain over net short-term capital loss) are taxable to you as long-term capital gain regardless of how long you have owned your shares. The Fund does not expect any distributions to qualify for any favorable tax rate that may apply to "qualified dividend income" or to qualify for the dividends received deduction for corporate shareholders.

During the last calendar year, the Fund's distributions consisted of the following:

Calendar Year 12/31/22

	Exempt- Interest <u>Dividends</u>	Capital Gains <u>Distributions</u>	Ordinary Income <u>Dividends</u>
Class A Shares	99.21%	—	0.79%
Class C Shares	98.96%	—	1.04%
Class F Shares	99.42%	—	0.58%
Class Y Shares	99.05%	—	0.95%

Aquila Narragansett Tax-Free Income Fund

Most distributions from the Fund will be dividends of interest income that are exempt from regular Federal income tax ("exempt-interest dividends"), but may be subject to state or local income taxes. As further described below, exempt-interest dividends derived from Rhode Island

Obligations will also generally be exempt from Rhode Island state income tax, subject to the discussion under the heading “Tax Risk.” Some exempt-interest dividends may be subject to the Federal alternative minimum tax. Exempt-interest dividends are taken into account in determining the taxable portion of any Social Security or Railroad Retirement benefit you or your spouse receives.

For other distributions, you will generally have to pay Federal income tax, as well as any applicable state and local taxes. Distributions of net capital gain (the excess of the Fund’s net long-term capital gain over net short-term capital loss) are taxable to you as long-term capital gain regardless of how long you have owned your shares. The Fund does not expect any distributions to qualify for any favorable tax rate that may apply to “qualified dividend income” or to qualify for the dividends received deduction for corporate shareholders.

During the last calendar year, the Fund’s distributions consisted of the following:

Calendar Year 12/31/22

	Exempt- Interest <u>Dividends</u>	Capital Gains <u>Distributions</u>	Ordinary Income <u>Dividends</u>
Class A Shares	99.08%	—	0.92%
Class C Shares	98.76%	—	1.24%
Class F Shares	99.44%	—	0.56%
Class I Shares	99.13%	—	0.87%
Class Y Shares	99.08%	—	0.92%

Aquila Tax-Free Fund For Utah

Most distributions from the Fund will be dividends of interest income that are exempt from regular Federal income tax (“exempt-interest dividends”), but may be subject to state or local income taxes. As further described below, exempt-interest dividends derived from Utah Double-Exempt Obligations will also generally be exempt from Utah state individual income tax subject to the discussion under the heading “Tax Risk.” Some exempt-interest dividends may be subject to the Federal alternative minimum tax. Exempt-interest dividends are taken into account in determining the taxable portion of any Social Security or Railroad Retirement benefit you or your spouse receives.

For other distributions, you will generally have to pay Federal income tax, as well as any applicable state and local taxes. Distributions of net capital gain (the excess of the Fund’s net long-term capital gain over net short-term capital loss) are taxable to you as long-term capital gain regardless of how long you have owned your shares. The Fund does not expect any distributions to qualify for any favorable tax rate that may apply to “qualified dividend income” or to qualify for the dividends received deduction for corporate shareholders.

During the last calendar year, the Fund’s distributions consisted of the following:

Calendar Year 12/31/22

	Exempt- Interest <u>Dividends</u>	Capital Gains <u>Distributions</u>	Ordinary Income <u>Dividends</u>
Class A Shares	99.57%	—	0.43%
Class C Shares	99.46%	—	0.54%
Class F Shares	99.66%	—	0.34%
Class Y Shares	99.55%	—	0.45%

All Funds

Net capital gains of a Fund, if any, realized through October 31st of each year and not previously paid out will be paid out after that date. Each Fund may also pay supplemental distributions after the end of its fiscal year. You may want to avoid buying shares of a Fund when the Fund is about to declare a capital gain distribution, because it will be taxable to you even though it may represent a return of a portion of your investment.

Dividends declared in, and payable to shareholders of record in, October, November or December and paid to you in January are treated for Federal income tax purposes as if received in December. You will receive information on the tax status of Fund dividends and distributions annually.

If you sell shares of a Fund or exchange them for shares of another fund, it is generally considered a taxable event, and will give rise to a capital gain or loss if you hold the Fund shares as a capital asset. A capital gain or loss will be long-term if you have held your shares for more than one year and otherwise will be short-term.

Dividends and distributions from a Fund (other than exempt-interest dividends) and net gain from redemptions of Fund shares will generally be taken into account in determining your “net investment income” for purposes of the Medicare contribution tax applicable to certain individuals, estates and trusts.

If you are neither a citizen nor a resident of the United States, certain dividends that you receive from a Fund may be subject to Federal withholding tax. Most distributions are expected to be exempt-interest dividends, which are not subject to such withholding. To the extent that distributions consist of ordinary dividends (other than certain dividends reported by a Fund as (i) interest-related dividends, to the extent such dividends are derived from the Fund’s “qualified net interest income,” or (ii) short-term capital gain dividends, to the extent such dividends are derived from the Fund’s “qualified short-term gain”) or other payments that are subject to withholding, the applicable Fund will withhold Federal income tax at the rate of 30% (or such lower rate as may be determined in

accordance with an applicable tax treaty). “Qualified net interest income” is the Fund’s net income derived from U.S.-source interest and original issue discount, subject to certain exceptions and limitations. “Qualified short-term gain” generally means the excess of the net short-term capital gain of the Fund for the taxable year over its net long-term capital loss, if any. Distributions of net capital gain are generally exempt from such withholding.

If you do not provide a Fund with your correct taxpayer identification number and required certifications, you will be subject to backup withholding on distributions, dividends (including exempt-interest dividends) and redemption proceeds payable to you by the Fund. The backup withholding rate is currently 24%. Backup withholding will not, however, be applied to payments that have been subject to the 30% withholding tax applicable to shareholders who are neither citizens nor residents of the United States.

Arizona Taxes - Aquila Tax-Free Trust of Arizona

Shareholders of the Fund will not be subject to Arizona personal income tax or Arizona corporate income tax on exempt-interest dividends received from the Fund to the extent that such dividends are attributable to interest on tax-exempt Arizona Obligations of the State of Arizona and its political subdivisions. Under an administrative pronouncement of the Arizona Department of Revenue, exempt-interest dividends received from the Fund to the extent that such dividends are attributable to interest on obligations issued by or under the authority of the United States government and certain federal agencies, the Territories of Guam, Northern Mariana Islands, Puerto Rico and the Virgin Islands, or to certain industrial development bonds issued by the Government of American Samoa, would not be subject to Arizona income tax. Administrative practice may not be cited as precedent and may be subject to change at any time.

The Arizona tax consequences to shareholders of the Fund of dividends and distributions of other than exempt-interest dividends and disposition of shares of the Fund will generally be treated for Arizona personal income tax and corporate income tax purposes in the same manner as they are treated for Federal income tax purposes as described above.

Shareholders of the Fund should consult their tax advisers about these and other state and local tax consequences of their investment in the Fund.

Colorado State Income Taxes - Aquila Tax-Free Fund of Colorado

The discussion below addresses certain tax consequences to individuals, estates, and trusts that are Colorado residents and that will be shareholders of the Fund, and to any corporate shareholder of the Fund that is

required to file an income tax return in Colorado, and does not discuss the tax consequences to any other shareholder. This summary is limited to holders that hold shares in the Fund as a capital asset within the meaning of Section 1221 of the Code (generally, property held for investment purposes). This discussion is based on Colorado state income tax law as in effect as of the date of this Prospectus. Such law is subject to change by legislation, judicial or administrative action or decision, possibly with retroactive effect.

This discussion is based on the assumptions that the Fund will qualify under Subchapter M of the Code as a regulated investment company and that it will satisfy conditions that will qualify the Fund to pay exempt-interest dividends to its shareholders under the Code. The Fund will qualify to pay exempt-interest dividends if, at the close of each quarter of the Fund’s taxable year, at least 50 percent of the value of the total assets of the Fund consists of obligations described in Section 103(a) of the Code (generally, exempt State or local bonds).

Exempt-interest dividends paid by the Fund that are attributable to interest earned on Colorado Obligations should not be subject to Colorado state income tax. Other distributions, including distributions attributable to capital gains, will be subject to Colorado state income tax, other than distributions (if any) that constitute a tax-free return of capital. For a shareholder of the Fund that is a corporation, the extent to which such other distributions are subject to Colorado state income tax will depend on the corporation’s other activities within and without Colorado.

Colorado imposes an alternative minimum tax on individuals, estates, and trusts that is based, in part, on such taxpayer’s federal alternative minimum taxable income. Distributions of bond interest exempt from the Colorado regular income tax imposed on individuals, estates and trusts, should not be includible in the taxpayers’ Colorado alternative minimum taxable income, whether or not such distributions are includible in federal alternative minimum taxable income. Colorado does not impose an alternative minimum tax on corporations.

Gain on the sale, exchange, or other disposition of Fund shares will generally be subject to Colorado income tax to the extent such gain is includible in federal taxable income. Colorado currently taxes all such gain at a flat rate of 4.4%, regardless of the character of the gain for federal income tax purposes. Under the TABOR provisions of Colorado’s Constitution, the income tax rate may be temporarily reduced if state revenues exceed a statutory cap. Loss on a sale, exchange or other disposition of Fund shares will generally be subject to the limitations on the use of capital losses imposed by the Code.

Shareholders of the Fund should consult their tax advisers about these and other state and local tax consequences of their investment in the Fund.

Kentucky Taxes - Aquila Churchill Tax-Free Fund of Kentucky

Distributions of interest income made by the Fund from Kentucky Obligations will generally be treated for purposes of the Kentucky income tax imposed on individuals and on corporations in the same manner as they are treated for Federal income tax purposes. Shareholders of the Fund resident in Kentucky generally will not be subject to Kentucky income tax on distributions received from the Fund to the extent such distributions are attributable to interest income on Kentucky Obligations.

Other distributions from the Fund, including capital gains dividends, whether short-term or long-term gains dividends, will generally not be exempt from Kentucky income tax.

Shareholders of the Fund should consult their tax advisers about these and other state and local tax consequences of their investment in the Fund.

Oregon Taxes - Aquila Tax-Free Trust of Oregon

Distributions by the Fund of interest income from Oregon Obligations will generally be exempt from Oregon personal income taxes. Distributions by the Fund of interest income from obligations of the United States and certain federal agencies and instrumentalities, and obligations of certain other government issuers, such as the Commonwealth of the Northern Mariana Islands, the Commonwealth of Puerto Rico, and the United States Territories of Guam, Samoa, and Virgin Islands, that Oregon is prohibited under federal law from taxing under the state's personal income tax, are generally also exempt from the Oregon personal income tax. Other distributions from the Fund, including capital gain dividends and ordinary dividends, and distributions of interest income from obligations of other states (or of a political subdivision of any other state), will generally not be exempt from Oregon personal income taxes.

To assist organizations that are tax-exempt under Section 501(c)(3) of the Internal Revenue Code of 1986, as amended, in borrowing funds for capital projects, Oregon is authorized to issue "conduit" revenue bonds under the Oregon Facilities Authority ("OFA Bonds"). OFA Bonds are generally used to finance projects in Oregon, but also may be used to finance certain projects located outside of Oregon. Any distributions of interest income by the Fund attributable to OFA Bonds will be exempt from Oregon personal income tax only to the extent that the structures financed with the proceeds of the bonds are deemed under Oregon law to be located within the State of Oregon.

Distributions of interest income by the Fund attributable to Oregon Obligations, or of obligations of any state or political subdivision of a state, are not exempt from the Oregon corporation excise tax or the Oregon corporation income tax, if applicable. Corporations and other entities

subject to the Oregon corporation excise tax or Oregon corporation income tax should consult their tax advisers before investing in the Fund.

Oregon recently adopted a unique gross receipts tax, effective on January 1, 2020 (the Oregon Corporate Activity Tax). This tax is not limited to corporations as its name implies. It may apply to non-corporate businesses with revenues attributable to the state. While interest and dividend income are generally exempt from this tax, other distributions from the Fund may not be exempt.

A recently enacted local income tax (the "Metro Tax") took effect on January 1, 2021. The Metro Tax is imposed by a regional government agency known as "Metro" that spans three Oregon counties (i.e., Multnomah, Clackamas and Washington counties) in the Portland metropolitan area. Metro imposes a tax on business income to provide for homeless services. In the case of businesses, the Metro Tax is 1% of business income attributable to the Metro area for businesses that have total gross receipts of more than \$5 million from sources everywhere. The Metro Tax is also imposed on all of the personal income of individuals residing in the Metro area and the personal income of nonresident individuals with income derived from sources within the Metro area that exceeds \$200,000 for married taxpayers filing jointly and \$125,000 for taxpayers filing singly. For Metro resident individuals, distributions of interest income from Oregon Obligations and certain federal and territorial government obligations are excluded from the Metro Tax. Distributions of interest income from Oregon Obligations and certain federal and territorial government obligations may also be excluded for nonresident individuals and businesses. However, it appears that other distributions from the Fund, including capital gain dividends and ordinary dividends, and distributions of interest income from obligations of other states (or of a political subdivision of any other state), will generally not be exempt from the Metro Tax.

Another recently enacted local income tax that took effect on January 1, 2021 is the Multnomah County (the "County") "Preschool For All" Tax (the "PFA Tax"). The PFA Tax is a personal income tax regime to fund tuition-free preschool for resident children. The current tax rate is 1.5% on the following income exceeding \$200,000 for married taxpayers filing jointly and \$125,000 for taxpayers filing singly: (i) for nonresidents (i.e., individuals that do not reside within the County), taxable income derived from sources within the County; and (ii) for residents (i.e., individuals that reside within the County), taxable income derived from all sources (within and without the County). That rate is scheduled to increase to 2.3% in 2026. The tax is increased by 1.5% for these taxpayers if their applicable income exceeds \$400,000 for married taxpayers filing jointly and \$250,000 for taxpayers filing singly. Distributions of interest income from Oregon Obligations and certain federal and territorial government obligations

are excluded from the PFA Tax. However, it appears that other distributions from the Fund, including capital gain dividends and ordinary dividends, and distributions of interest income from obligations of other states (or of a political subdivision of any other state), will generally not be exempt from the PFA Tax.

Shareholders of the Fund should consult their tax advisers about these and other state and local tax consequences of their investment in the Fund.

Rhode Island Taxes - Aquila Narragansett Tax-Free Income Fund

The following is a summary of certain Rhode Island tax consequences relating to an investment in the Fund.

This summary assumes that the Fund qualifies as a regulated investment company for Federal income tax purposes under Subchapter M of the Internal Revenue Code. Such summary is based upon the provisions of the Rhode Island tax law and the regulations promulgated thereunder as currently in effect, all of which are subject to change, possibly with retroactive effect. Prospective investors in the Fund should contact their tax advisers regarding the effect of Rhode Island or other state or local tax laws on their investment.

Individual and Corporate Holders. Individual holders of shares of the Fund who are subject to Rhode Island personal income taxation, and corporate holders of shares of the Fund which are subject to the Rhode Island business corporation tax on their net income (as such term is defined by Rhode Island tax law), will not be required to include in income for Rhode Island income tax purposes (i) the portion of exempt-interest dividends that the Fund clearly identifies as directly attributable to interest earned on Rhode Island Obligations, (ii) the portion of ordinary dividends that the Fund clearly identifies as directly attributable to interest earned on debt obligations of the United States and its agencies and instrumentalities, and (iii) the portion of ordinary and capital gain dividends that the Fund clearly identifies as directly attributable to gain on the sale of obligations of Rhode Island issuers that are specifically exempted from Rhode Island tax by the Rhode Island law authorizing their issuance. Other Fund distributions and dividends will be taxable for Rhode Island income tax purposes.

Gain or loss recognized on a sale or exchange of Fund shares by holders of shares subject to Rhode Island income

taxation will generally be included in Rhode Island taxable income.

Shareholders of the Fund should consult their tax advisers about these and other state and local tax consequences of their investment in the Fund.

Utah Taxes - Aquila Tax-Free Fund For Utah

Distributions of interest income made by the Fund from Utah Double-Exempt Obligations will generally be treated for purposes of Utah individual income tax in the same manner as they are treated for Federal income tax purposes. Individual shareholders of the Fund generally will not be subject to Utah income tax on distributions received from the Fund to the extent such distributions are attributable to interest income on Utah Double-Exempt Obligations. Utah statutory authority provides that interest on obligations of certain non-Utah-based issuers which provide a similar exemption for obligations of Utah-based issuers are exempt from Utah individual income taxes. There can be no certainty as to the ongoing exemption from Utah individual income tax of the interest on obligations of non-Utah-based issuers. Interest on indebtedness incurred or continued by a shareholder to purchase or carry shares of the Fund generally will not be deductible for Utah individual income tax purposes unless deductible for federal income tax purposes (and if deductible for federal income tax purposes, such amounts may affect the amount excludable as an exempt-interest dividend). Other distributions from the Fund generally will not be exempt from Utah income tax.

Distributions of interest income by the Fund attributable to Utah Double-Exempt Obligations are generally not exempt from the Utah corporate franchise and income tax. However, a partial nonrefundable credit is available for interest income attributable to obligations issued by Utah governmental issuers and U.S. governmental issuers, which may include obligations issued by U.S. territorial governments, which credit may generally be 1% of such gross interest income included in the taxpayer's state taxable income. Corporations and other entities subject to the Utah corporate franchise and income tax should consult their tax advisers before investing in the Fund.

Shareholders of the Fund should consult their tax advisers about these and other state and local tax consequences of their investment in the Fund.

FINANCIAL HIGHLIGHTS

The financial highlights tables are intended to help you understand each Fund's financial performance for the past five years. Certain information reflects financial results for a single Fund share. The total returns in the tables represent the rate that an investor would have earned or lost on an investment in each Fund (assuming reinvestment of all dividends and distributions). This information has been audited by Tait, Weller & Baker LLP (independent registered public accounting firm), whose report, along with the Funds' financial statements, is included in the Funds' annual report and is available upon request.

Aquila Tax-Free Trust of Oregon acquired the assets and liabilities of Aquila Tax-Free Trust of Oregon (the "Predecessor Fund") on June 26, 2020. As a result of the reorganization, Aquila Tax-Free Trust of Oregon is the accounting successor of the Predecessor Fund. For the periods prior to June 26, 2020, the information shown below reflects the financial performance of the Predecessor Fund.

AQUILA TAX-FREE TRUST OF ARIZONA
FINANCIAL HIGHLIGHTS

	Class A				
	Year Ended March 31,				
	2023	2022	2021	2020	2019
Net asset value, beginning of period	\$10.14	\$10.82	\$10.68	\$10.61	\$10.47
Income (loss) from investment operations:					
Net investment income ⁽¹⁾	0.22	0.23	0.25	0.27	0.29
Net gain (loss) on securities (both realized and unrealized)	(0.25)	(0.69)	0.14	0.07	0.16
Total from investment operations	(0.03)	(0.46)	0.39	0.34	0.45
Less distributions:					
Dividends from net investment income	(0.24)	(0.22)	(0.25)	(0.27)	(0.29)
Distributions from capital gains	—	—	—	—	(0.02)
Total distributions	(0.24)	(0.22)	(0.25)	(0.27)	(0.31)
Net asset value, end of period	<u>\$9.87</u>	<u>\$10.14</u>	<u>\$10.82</u>	<u>\$10.68</u>	<u>\$10.61</u>
Total return (not reflecting sales charge)	(0.27)%	(4.32)%	3.63%	3.16%	4.37%
Ratios/supplemental data					
Net assets, end of period (in millions)	\$155	\$179	\$198	\$199	\$204
Ratio of expenses to average net assets	0.74%	0.69%	0.71%	0.74%	0.73%
Ratio of net investment income to average net assets	2.26%	2.11%	2.30%	2.49%	2.74%
Portfolio turnover rate	32%	35%	11%	21%	34%

(1) Per share amounts have been calculated using the daily average shares method.

AQUILA TAX-FREE TRUST OF ARIZONA
FINANCIAL HIGHLIGHTS (continued)

	Class C				
	Year Ended March 31,				
	2023	2022	2021	2020	2019
Net asset value, beginning of period	\$10.13	\$10.81	\$10.67	\$10.61	\$10.47
Income (loss) from investment operations:					
Net investment income ⁽¹⁾	0.14	0.14	0.16	0.18	0.20
Net gain (loss) on securities (both realized and unrealized)	(0.26)	(0.69)	0.13	0.05	0.15
Total from investment operations	(0.12)	(0.55)	0.29	0.23	0.35
Less distributions:					
Dividends from net investment income	(0.15)	(0.13)	(0.15)	(0.17)	(0.19)
Distributions from capital gains	—	—	—	—	(0.02)
Total distributions	(0.15)	(0.13)	(0.15)	(0.17)	(0.21)
Net asset value, end of period	\$9.86	\$10.13	\$10.81	\$10.67	\$10.61
Total return (not reflecting CDSC)	(1.11)%	(5.13)%	2.76%	2.20%	3.49%
Ratios/supplemental data					
Net assets, end of period (in millions)	\$2	\$5	\$7	\$8	\$9
Ratio of expenses to average net assets	1.59%	1.54%	1.56%	1.59%	1.58%
Ratio of net investment income to average net assets	1.39%	1.26%	1.45%	1.65%	1.88%
Portfolio turnover rate	32%	35%	11%	21%	34%

(1) Per share amounts have been calculated using the daily average shares method.

AQUILA TAX-FREE TRUST OF ARIZONA
FINANCIAL HIGHLIGHTS (continued)

	Class Y				
	Year Ended March 31,				
	2023	2022	2021	2020	2019
Net asset value, beginning of period	<u>\$10.15</u>	<u>\$10.84</u>	<u>\$10.69</u>	<u>\$10.63</u>	<u>\$10.49</u>
Income (loss) from investment operations:					
Net investment income ⁽¹⁾	0.24	0.24	0.26	0.28	0.30
Net gain (loss) on securities (both realized and unrealized).	<u>(0.26)</u>	<u>(0.69)</u>	<u>0.15</u>	<u>0.06</u>	<u>0.16</u>
Total from investment operations.	<u>(0.02)</u>	<u>(0.45)</u>	<u>0.41</u>	<u>0.34</u>	<u>0.46</u>
Less distributions:					
Dividends from net investment income	(0.25)	(0.24)	(0.26)	(0.28)	(0.30)
Distributions from capital gains	—	—	—	—	(0.02)
Total distributions	<u>(0.25)</u>	<u>(0.24)</u>	<u>(0.26)</u>	<u>(0.28)</u>	<u>(0.32)</u>
Net asset value, end of period	<u>\$9.88</u>	<u>\$10.15</u>	<u>\$10.84</u>	<u>\$10.69</u>	<u>\$10.63</u>
Total return	(0.11)%	(4.26)%	3.88%	3.21%	4.51%
Ratios/supplemental data					
Net assets, end of period (in millions).	\$48	\$65	\$75	\$53	\$40
Ratio of expenses to average net assets.	0.59%	0.54%	0.56%	0.60%	0.59%
Ratio of net investment income to average net assets	2.41%	2.26%	2.44%	2.62%	2.88%
Portfolio turnover rate	32%	35%	11%	21%	34%

(1) Per share amounts have been calculated using the daily average shares method.

AQUILA TAX-FREE FUND OF COLORADO
FINANCIAL HIGHLIGHTS

	Class A				
	Year Ended March 31,				
	2023	2022	2021	2020	2019
Net asset value, beginning of period	\$9.99	\$10.64	\$10.56	\$10.46	\$10.31
Income (loss) from investment operations:					
Net investment income ⁽¹⁾	0.18	0.16	0.18	0.22	0.24
Net gain (loss) on securities (both realized and unrealized)	(0.12)	(0.65)	0.08	0.10	0.15
Total from investment operations	0.06	(0.49)	0.26	0.32	0.39
Less distributions:					
Dividends from net investment income	(0.18)	(0.16)	(0.18)	(0.22)	(0.24)
Distributions from capital gains	—	—	—	—	—
Total distributions	(0.18)	(0.16)	(0.18)	(0.22)	(0.24)
Net asset value, end of period	\$9.87	\$9.99	\$10.64	\$10.56	\$10.46
Total return (not reflecting sales charge)	0.65%	(4.67)%	2.48%	3.03%	3.86%
Ratios/supplemental data					
Net assets, end of period (in millions)	\$131	\$154	\$179	\$186	\$188
Ratio of expenses to average net assets	0.72%	0.69%	0.69%	0.71%	0.70%
Ratio of net investment income to average net assets	1.85%	1.52%	1.69%	2.04%	2.35%
Portfolio turnover rate	12%	14%	7%	13%	7%
Expense and net investment income ratios without the effect of the contractual fee waiver were:					
Ratio of expenses to average net assets	0.74%	0.71%	0.71%	0.73%	0.72%
Ratio of net investment income to average net assets	1.83%	1.50%	1.67%	2.02%	2.33%

(1) Per share amounts have been calculated using the daily average shares method.

AQUILA TAX-FREE FUND OF COLORADO
FINANCIAL HIGHLIGHTS (continued)

	Class C				
	Year Ended March 31,				
	2023	2022	2021	2020	2019
Net asset value, beginning of period	\$9.97	\$10.62	\$10.54	\$10.44	\$10.29
Income (loss) from investment operations:					
Net investment income ⁽¹⁾	0.09	0.06	0.08	0.12	0.14
Net gain (loss) on securities (both realized and unrealized)	(0.12)	(0.65)	0.08	0.10	0.15
Total from investment operations	(0.03)	(0.59)	0.16	0.22	0.29
Less distributions:					
Dividends from net investment income	(0.09)	(0.06)	(0.08)	(0.12)	(0.14)
Distributions from capital gains	—	—	—	—	—
Total distributions	(0.09)	(0.06)	(0.08)	(0.12)	(0.14)
Net asset value, end of period	\$9.85	\$9.97	\$10.62	\$10.54	\$10.44
Total return (not reflecting CDSC)	(0.30)%	(5.58)%	1.51%	2.06%	2.88%
Ratios/supplemental data					
Net assets, end of period (in millions)	\$2	\$4	\$7	\$8	\$9
Ratio of expenses to average net assets	1.67%	1.63%	1.64%	1.66%	1.65%
Ratio of net investment income to average net assets	0.89%	0.58%	0.75%	1.09%	1.40%
Portfolio turnover rate	12%	14%	7%	13%	7%
Expense and net investment income ratios without the effect of the contractual fee waiver were:					
Ratio of expenses to average net assets	1.69%	1.65%	1.66%	1.68%	1.67%
Ratio of net investment income to average net assets	0.87%	0.56%	0.73%	1.07%	1.38%

⁽¹⁾ Per share amounts have been calculated using the daily average shares method.

AQUILA TAX-FREE FUND OF COLORADO
FINANCIAL HIGHLIGHTS (continued)

	Class Y				
	Year Ended March 31,				
	2023	2022	2021	2020	2019
Net asset value, beginning of period	<u>\$10.01</u>	<u>\$10.66</u>	<u>\$10.58</u>	<u>\$10.49</u>	<u>\$10.34</u>
Income (loss) from investment operations:					
Net investment income ⁽¹⁾	0.19	0.17	0.19	0.22	0.25
Net gain (loss) on securities (both realized and unrealized)	<u>(0.11)</u>	<u>(0.65)</u>	<u>0.08</u>	<u>0.09</u>	<u>0.15</u>
Total from investment operations	<u>0.08</u>	<u>(0.48)</u>	<u>0.27</u>	<u>0.31</u>	<u>0.40</u>
Less distributions:					
Dividends from net investment income	(0.19)	(0.17)	(0.19)	(0.22)	(0.25)
Distributions from capital gains	—	—	—	—	—
Total distributions	<u>(0.19)</u>	<u>(0.17)</u>	<u>(0.19)</u>	<u>(0.22)</u>	<u>(0.25)</u>
Net asset value, end of period	<u>\$9.90</u>	<u>\$10.01</u>	<u>\$10.66</u>	<u>\$10.58</u>	<u>\$10.49</u>
Total return	0.82%	(4.60)%	2.53%	2.98%	3.90%
Ratios/supplemental data					
Net assets, end of period (in millions)	\$43	\$77	\$96	\$72	\$70
Ratio of expenses to average net assets	0.67%	0.63%	0.64%	0.66%	0.65%
Ratio of net investment income to average net assets	1.89%	1.58%	1.74%	2.09%	2.40%
Portfolio turnover rate	12%	14%	7%	13%	7%
Expense and net investment income ratios without the effect of the contractual fee waiver were:					
Ratio of expenses to average net assets	0.69%	0.65%	0.66%	0.68%	0.67%
Ratio of net investment income to average net assets	1.87%	1.56%	1.72%	2.07%	2.38%

(1) Per share amounts have been calculated using the daily average shares method.

AQUILA CHURCHILL TAX-FREE FUND OF KENTUCKY
FINANCIAL HIGHLIGHTS

	Class A				
	Year Ended March 31,				
	2023	2022	2021	2020	2019
Net asset value, beginning of period	<u>\$10.25</u>	<u>\$10.93</u>	<u>\$10.79</u>	<u>\$10.64</u>	<u>\$10.48</u>
Income (loss) from investment operations:					
Net investment income ⁽¹⁾	0.22	0.22	0.23	0.24	0.25
Net gain (loss) on securities (both realized and unrealized)	<u>(0.22)</u>	<u>(0.67)</u>	<u>0.14</u>	<u>0.15</u>	<u>0.18</u>
Total from investment operations	<u>—</u>	<u>(0.45)</u>	<u>0.37</u>	<u>0.39</u>	<u>0.43</u>
Less distributions:					
Dividends from net investment income	(0.23)	(0.22)	(0.23)	(0.24)	(0.25)
Distributions from capital gains	<u>—</u>	<u>(0.01)</u>	<u>—</u>	<u>—</u>	<u>(0.02)</u>
Total distributions	<u>(0.23)</u>	<u>(0.23)</u>	<u>(0.23)</u>	<u>(0.24)</u>	<u>(0.27)</u>
Net asset value, end of period	<u>\$10.02</u>	<u>\$10.25</u>	<u>\$10.93</u>	<u>\$10.79</u>	<u>\$10.64</u>
Total return (not reflecting sales charge)	0.05%	(4.25)%	3.48%	3.72%	4.10%
Ratios/supplemental data					
Net assets, end of period (in millions)	\$113	\$124	\$135	\$142	\$144
Ratio of expenses to average net assets	0.76%	0.75%	0.77%	0.80%	0.79%
Ratio of net investment income to average net assets	2.26%	1.99%	2.14%	2.26%	2.36%
Portfolio turnover rate	10%	7%	7%	6%	6%

(1) Per share amounts have been calculated using the daily average shares method.

AQUILA CHURCHILL TAX-FREE FUND OF KENTUCKY
FINANCIAL HIGHLIGHTS (continued)

	Class C				
	Year Ended March 31,				
	2023	2022	2021	2020	2019
Net asset value, beginning of period	<u>\$10.25</u>	<u>\$10.93</u>	<u>\$10.78</u>	<u>\$10.64</u>	<u>\$10.47</u>
Income (loss) from investment operations:					
Net investment income ⁽¹⁾	0.14	0.12	0.14	0.15	0.16
Net gain (loss) on securities (both realized and unrealized)	<u>(0.22)</u>	<u>(0.67)</u>	<u>0.15</u>	<u>0.14</u>	<u>0.19</u>
Total from investment operations	<u>(0.08)</u>	<u>(0.55)</u>	<u>0.29</u>	<u>0.29</u>	<u>0.35</u>
Less distributions:					
Dividends from net investment income	(0.15)	(0.12)	(0.14)	(0.15)	(0.16)
Distributions from capital gains	—	(0.01)	—	—	(0.02)
Total distributions	<u>(0.15)</u>	<u>(0.13)</u>	<u>(0.14)</u>	<u>(0.15)</u>	<u>(0.18)</u>
Net asset value, end of period	<u>\$10.02</u>	<u>\$10.25</u>	<u>\$10.93</u>	<u>\$10.78</u>	<u>\$10.64</u>
Total return (not reflecting CDSC)	(0.80)%	(5.06)%	2.70%	2.75%	3.32%
Ratios/supplemental data					
Net assets, end of period (in millions)	\$2	\$4	\$5	\$6	\$7
Ratio of expenses to average net assets	1.61%	1.60%	1.62%	1.65%	1.64%
Ratio of net investment income to average net assets	1.41%	1.13%	1.29%	1.41%	1.50%
Portfolio turnover rate	10%	7%	7%	6%	6%

(1) Per share amounts have been calculated using the daily average shares method.

AQUILA CHURCHILL TAX-FREE FUND OF KENTUCKY
FINANCIAL HIGHLIGHTS (continued)

	Class F
	For the Period December 21, 2022* through March 31, 2023
Net asset value, beginning of period	\$9.91
Income (loss) from investment operations:	
Net investment income ⁽¹⁾	0.06
Net gain (loss) on securities (both realized and unrealized)	0.13
Total from investment operations	0.19
Less distributions:	
Dividends from net investment income	(0.09)
Distributions from capital gains	—
Total distributions	(0.09)
Net asset value, end of period	\$10.01
Total return	1.88% ⁽²⁾
Ratios/supplemental data	
Net assets, end of period (in millions)	\$0.3
Ratio of expenses to average net assets	0.56% ⁽³⁾
Ratio of net investment income to average net assets	2.30% ⁽³⁾
Portfolio turnover rate	10%

* Commencement of operations.

(1) Per share amounts have been calculated using the daily average shares method.

(2) Not annualized.

(3) Annualized.

AQUILA CHURCHILL TAX-FREE FUND OF KENTUCKY
FINANCIAL HIGHLIGHTS (continued)

	Class I				
	Year Ended March 31,				
	2023	2022	2021	2020	2019
Net asset value, beginning of period	<u>\$10.25</u>	<u>\$10.92</u>	<u>\$10.78</u>	<u>\$10.64</u>	<u>\$10.47</u>
Income (loss) from investment operations:					
Net investment income ⁽¹⁾	0.21	0.20	0.22	0.23	0.23
Net gain (loss) on securities (both realized and unrealized)	<u>(0.23)</u>	<u>(0.66)</u>	0.14	0.14	0.19
Total from investment operations	<u>(0.02)</u>	<u>(0.46)</u>	0.36	0.37	0.42
Less distributions:					
Dividends from net investment income	(0.22)	(0.20)	(0.22)	(0.23)	(0.23)
Distributions from capital gains	—	<u>(0.01)</u>	—	—	<u>(0.02)</u>
Total distributions	<u>(0.22)</u>	<u>(0.21)</u>	<u>(0.22)</u>	<u>(0.23)</u>	<u>(0.25)</u>
Net asset value, end of period	<u>\$10.01</u>	<u>\$10.25</u>	<u>\$10.92</u>	<u>\$10.78</u>	<u>\$10.64</u>
Total return	(0.20)%	(4.31)%	3.33%	3.48%	4.04%
Ratios/supplemental data					
Net assets, end of period (in millions)	\$6	\$6	\$7	\$7	\$7
Ratio of expenses to average net assets	0.91%	0.91%	0.92%	0.93%	0.94%
Ratio of net investment income to average net assets	2.11%	1.84%	1.99%	2.12%	2.20%
Portfolio turnover rate	10%	7%	7%	6%	6%

(1) Per share amounts have been calculated using the daily average shares method.

AQUILA CHURCHILL TAX-FREE FUND OF KENTUCKY
FINANCIAL HIGHLIGHTS (continued)

	Class Y				
	Year Ended March 31,				
	2023	2022	2021	2020	2019
Net asset value, beginning of period	<u>\$10.26</u>	<u>\$10.93</u>	<u>\$10.79</u>	<u>\$10.65</u>	<u>\$10.48</u>
Income (loss) from investment operations:					
Net investment income ⁽¹⁾	0.24	0.23	0.25	0.26	0.26
Net gain (loss) on securities (both realized and unrealized)	<u>(0.24)</u>	<u>(0.66)</u>	<u>0.14</u>	<u>0.14</u>	<u>0.19</u>
Total from investment operations	<u>—</u>	<u>(0.43)</u>	<u>0.39</u>	<u>0.40</u>	<u>0.45</u>
Less distributions:					
Dividends from net investment income	(0.24)	(0.23)	(0.25)	(0.26)	(0.26)
Distributions from capital gains	<u>—</u>	<u>(0.01)</u>	<u>—</u>	<u>—</u>	<u>(0.02)</u>
Total distributions	<u>(0.24)</u>	<u>(0.24)</u>	<u>(0.25)</u>	<u>(0.26)</u>	<u>(0.28)</u>
Net asset value, end of period	<u>\$10.02</u>	<u>\$10.26</u>	<u>\$10.93</u>	<u>\$10.79</u>	<u>\$10.65</u>
Total return	0.10%	(4.01)%	3.64%	3.78%	4.35%
Ratios/supplemental data					
Net assets, end of period (in millions)	\$46	\$45	\$40	\$27	\$30
Ratio of expenses to average net assets	0.61%	0.60%	0.62%	0.65%	0.64%
Ratio of net investment income to average net assets	2.41%	2.14%	2.28%	2.41%	2.50%
Portfolio turnover rate	10%	7%	7%	6%	6%

(1) Per share amounts have been calculated using the daily average shares method.

AQUILA TAX-FREE TRUST OF OREGON
FINANCIAL HIGHLIGHTS

	Class A				
	Year Ended March 31,				
	2023	2022	2021	2020	2019
Net asset value, beginning of period	<u>\$10.55</u>	<u>\$11.25</u>	<u>\$11.13</u>	<u>\$10.98</u>	<u>\$10.81</u>
Income (loss) from investment operations:					
Net investment income ⁽¹⁾	0.18	0.16	0.18	0.21	0.24
Net gain (loss) on securities (both realized and unrealized)	<u>(0.10)</u>	<u>(0.70)</u>	<u>0.12</u>	<u>0.15</u>	<u>0.17</u>
Total from investment operations	<u>0.08</u>	<u>(0.54)</u>	<u>0.30</u>	<u>0.36</u>	<u>0.41</u>
Less distributions:					
Dividends from net investment income	(0.18)	(0.16)	(0.18)	(0.21)	(0.24)
Distributions from capital gains	—	—	—	—	—
Total distributions	<u>(0.18)</u>	<u>(0.16)</u>	<u>(0.18)</u>	<u>(0.21)</u>	<u>(0.24)</u>
Net asset value, end of period	<u>\$10.45</u>	<u>\$10.55</u>	<u>\$11.25</u>	<u>\$11.13</u>	<u>\$10.98</u>
Total return (not reflecting sales charge)	0.84%	(4.89)%	2.68%	3.30%	3.90%
Ratios/supplemental data					
Net assets, end of period (in millions)	\$294	\$341	\$379	\$375	\$368
Ratio of expenses to average net assets	0.70%	0.66%	0.71%	0.71%	0.70%
Ratio of net investment income to average net assets	1.72%	1.41%	1.57%	1.90%	2.27%
Portfolio turnover rate	12%	13%	5%	12%	10%
Expense and net investment income ratios without the effect of the contractual fee waiver were:					
Ratio of expenses to average net assets	0.70%	0.67%	0.72%	0.72%	0.70%
Ratio of net investment income to average net assets	1.72%	1.40%	1.56%	1.89%	2.26%

(1) Per share amounts have been calculated using the daily average shares method.

AQUILA TAX-FREE TRUST OF OREGON
FINANCIAL HIGHLIGHTS (continued)

	Class C				
	Year Ended March 31,				
	2023	2022	2021	2020	2019
Net asset value, beginning of period	<u>\$10.54</u>	<u>\$11.23</u>	<u>\$11.12</u>	<u>\$10.97</u>	<u>\$10.80</u>
Income (loss) from investment operations:					
Net investment income ⁽¹⁾	0.09	0.06	0.08	0.12	0.15
Net gain (loss) on securities (both realized and unrealized)	<u>(0.10)</u>	<u>(0.69)</u>	<u>0.11</u>	<u>0.15</u>	<u>0.17</u>
Total from investment operations	<u>(0.01)</u>	<u>(0.63)</u>	<u>0.19</u>	<u>0.27</u>	<u>0.32</u>
Less distributions:					
Dividends from net investment income	(0.10)	(0.06)	(0.08)	(0.12)	(0.15)
Distributions from capital gains	—	—	—	—	—
Total distributions	<u>(0.10)</u>	<u>(0.06)</u>	<u>(0.08)</u>	<u>(0.12)</u>	<u>(0.15)</u>
Net asset value, end of period	<u>\$10.43</u>	<u>\$10.54</u>	<u>\$11.23</u>	<u>\$11.12</u>	<u>\$10.97</u>
Total return (not reflecting CDSC)	(0.11)%	(5.62)%	1.72%	2.43%	3.02%
Ratios/supplemental data					
Net assets, end of period (in millions)	\$3	\$7	\$13	\$16	\$20
Ratio of expenses to average net assets	1.55%	1.51%	1.56%	1.56%	1.54%
Ratio of net investment income to average net assets	0.85%	0.56%	0.73%	1.05%	1.42%
Portfolio turnover rate	12%	13%	5%	12%	10%
Expense and net investment income ratios without the effect of the contractual fee waiver were:					
Ratio of expenses to average net assets	1.55%	1.52%	1.57%	1.57%	1.55%
Ratio of net investment income to average net assets	0.85%	0.55%	0.72%	1.04%	1.42%

(1) Per share amounts have been calculated using the daily average shares method.

AQUILA TAX-FREE TRUST OF OREGON
FINANCIAL HIGHLIGHTS (continued)

	Class F				
	Year Ended March 31,				For the Period November 30, 2018* through March 31, 2019
	2023	2022	2021	2020	
Net asset value, beginning of period	\$10.53	\$11.22	\$11.11	\$10.95	\$10.71
Income (loss) from investment operations:					
Net investment income ⁽¹⁾	0.20	0.18	0.20	0.23	0.08
Net gain (loss) on securities (both realized and unrealized)	(0.10)	(0.69)	0.11	0.16	0.24
Total from investment operations	0.10	(0.51)	0.31	0.39	0.32
Less distributions:					
Dividends from net investment income	(0.20)	(0.18)	(0.20)	(0.23)	(0.08)
Distributions from capital gains	—	—	—	—	—
Total distributions	(0.20)	(0.18)	(0.20)	(0.23)	(0.08)
Net asset value, end of period	\$10.43	\$10.53	\$11.22	\$11.11	\$10.95
Total return	1.02%	(4.64)%	2.77%	3.58%	3.03% ⁽²⁾
Ratios/supplemental data					
Net assets, end of period (in millions)	\$6	\$5	\$4	\$2	\$1
Ratio of expenses to average net assets	0.52%	0.48%	0.53%	0.53%	0.54% ⁽³⁾
Ratio of net investment income to average net assets	1.91%	1.59%	1.73%	2.05%	2.36% ⁽³⁾
Portfolio turnover rate	12%	13%	5%	12%	10% ⁽³⁾
Expense and net investment income ratios without the effect of the contractual fee waiver were:					
Ratio of expenses to average net assets	0.53%	0.49%	0.54%	0.54%	0.55% ⁽³⁾
Ratio of net investment income to average net assets	1.90%	1.58%	1.72%	2.04%	2.35% ⁽³⁾

* Commencement of operations.

(1) Per share amounts have been calculated using the daily average shares method.

(2) Not annualized.

(3) Annualized.

AQUILA TAX-FREE TRUST OF OREGON
FINANCIAL HIGHLIGHTS (continued)

	Class Y				
	Year Ended March 31,				
	2023	2022	2021	2020	2019
Net asset value, beginning of period	<u>\$10.55</u>	<u>\$11.24</u>	<u>\$11.12</u>	<u>\$10.97</u>	<u>\$10.80</u>
Income (loss) from investment operations:					
Net investment income ⁽¹⁾	0.19	0.17	0.19	0.23	0.26
Net gain (loss) on securities (both realized and unrealized)	<u>(0.10)</u>	<u>(0.69)</u>	<u>0.13</u>	<u>0.15</u>	<u>0.17</u>
Total from investment operations	<u>0.09</u>	<u>(0.52)</u>	<u>0.32</u>	<u>0.38</u>	<u>0.43</u>
Less distributions:					
Dividends from net investment income	(0.20)	(0.17)	(0.20)	(0.23)	(0.26)
Distributions from capital gains	—	—	—	—	—
Total distributions	<u>(0.20)</u>	<u>(0.17)</u>	<u>(0.20)</u>	<u>(0.23)</u>	<u>(0.26)</u>
Net asset value, end of period	<u>\$10.44</u>	<u>\$10.55</u>	<u>\$11.24</u>	<u>\$11.12</u>	<u>\$10.97</u>
Total return	0.90%	(4.66)%	2.83%	3.46%	4.05%
Ratios/supplemental data					
Net assets, end of period (in millions)	\$169	\$238	\$281	\$235	\$213
Ratio of expenses to average net assets	0.55%	0.51%	0.56%	0.56%	0.55%
Ratio of net investment income to average net assets	1.87%	1.56%	1.71%	2.04%	2.42%
Portfolio turnover rate	12%	13%	5%	12%	10%
Expense and net investment income ratios without the effect of the contractual fee waiver were:					
Ratio of expenses to average net assets	0.55%	0.52%	0.57%	0.57%	0.55%
Ratio of net investment income to average net assets	1.87%	1.55%	1.71%	2.03%	2.41%

(1) Per share amounts have been calculated using the daily average shares method.

AQUILA NARRAGANSETT TAX-FREE INCOME FUND
FINANCIAL HIGHLIGHTS

	Class A				
	Year Ended March 31,				
	2023	2022	2021	2020	2019
Net asset value, beginning of period	\$10.36	\$11.02	\$10.91	\$10.74	\$10.57
Income (loss) from investment operations:					
Net investment income ⁽¹⁾	0.20	0.20	0.23	0.25	0.26
Net gain (loss) on securities (both realized and unrealized)	(0.21)	(0.66)	0.11	0.17	0.17
Total from investment operations	(0.01)	(0.46)	0.34	0.42	0.43
Less distributions:					
Dividends from net investment income	(0.20)	(0.20)	(0.23)	(0.25)	(0.26)
Distributions from capital gains	—	—	—	—	—
Total distributions	(0.20)	(0.20)	(0.23)	(0.25)	(0.26)
Net asset value, end of period	\$10.15	\$10.36	\$11.02	\$10.91	\$10.74
Total return (not reflecting sales charge)	(0.05)%	(4.26)%	3.09%	3.89%	4.18%
Ratios/supplemental data					
Net assets, end of period (in millions)	\$100	\$117	\$125	\$120	\$115
Ratio of expenses to average net assets	0.81%	0.76%	0.78%	0.79%	0.79%
Ratio of net investment income to average net assets	1.97%	1.82%	2.04%	2.25%	2.51%
Portfolio turnover rate	3%	12%	7%	6%	9%
Expense and net investment income ratios without the effect of the contractual fee waiver expense cap and/or contractual fee waiver, as well as additional voluntary fee waivers were:					
Ratio of expenses to average net assets	0.88%	0.84%	0.86%	0.87%	0.86%
Ratio of net investment income to average net assets	1.90%	1.75%	1.96%	2.17%	2.43%

(1) Per share amounts have been calculated using the daily average shares method.

AQUILA NARRAGANSETT TAX-FREE INCOME FUND
FINANCIAL HIGHLIGHTS (continued)

	Class C				
	Year Ended March 31,				
	2023	2022	2021	2020	2019
Net asset value, beginning of period	<u>\$10.36</u>	<u>\$11.02</u>	<u>\$10.91</u>	<u>\$10.74</u>	<u>\$10.57</u>
Income (loss) from investment operations:					
Net investment income ⁽¹⁾	0.11	0.11	0.13	0.15	0.17
Net gain (loss) on securities (both realized and unrealized)	<u>(0.21)</u>	<u>(0.66)</u>	<u>0.11</u>	<u>0.17</u>	<u>0.17</u>
Total from investment operations	<u>(0.10)</u>	<u>(0.55)</u>	<u>0.24</u>	<u>0.32</u>	<u>0.34</u>
Less distributions:					
Dividends from net investment income	(0.11)	(0.11)	(0.13)	(0.15)	(0.17)
Distributions from capital gains	—	—	—	—	—
Total distributions	<u>(0.11)</u>	<u>(0.11)</u>	<u>(0.13)</u>	<u>(0.15)</u>	<u>(0.17)</u>
Net asset value, end of period	<u>\$10.15</u>	<u>\$10.36</u>	<u>\$11.02</u>	<u>\$10.91</u>	<u>\$10.74</u>
Total return (not reflecting CDSC)	(0.90)%	(5.07)%	2.21%	3.01%	3.30%
Ratios/supplemental data					
Net assets, end of period (in millions)	\$1	\$2	\$3	\$5	\$7
Ratio of expenses to average net assets	1.65%	1.61%	1.64%	1.65%	1.63%
Ratio of net investment income to average net assets	1.11%	0.97%	1.20%	1.41%	1.66%
Portfolio turnover rate	3%	12%	7%	6%	9%
Expense and net investment income ratios without the effect of the contractual fee waiver expense cap and/or contractual fee waiver, as well as additional voluntary fee waivers were:					
Ratio of expenses to average net assets	1.73%	1.69%	1.71%	1.73%	1.71%
Ratio of net investment income to average net assets	1.04%	0.90%	1.13%	1.33%	1.58%

(1) Per share amounts have been calculated using the daily average shares method.

AQUILA NARRAGANSETT TAX-FREE INCOME FUND
FINANCIAL HIGHLIGHTS (continued)

	Class F				
	Year Ended March 31,				For the Period November 30, 2018* through March 31, 2019
	2023	2022	2021	2020	
Net asset value, beginning of period	\$10.34	\$11.00	\$10.89	\$10.72	\$10.48
Income (loss) from investment operations:					
Net investment income ⁽¹⁾	0.22	0.22	0.24	0.26	0.09
Net gain (loss) on securities (both realized and unrealized)	(0.21)	(0.66)	0.11	0.17	0.24
Total from investment operations	0.01	(0.44)	0.35	0.43	0.33
Less distributions:					
Dividends from net investment income	(0.22)	(0.22)	(0.24)	(0.26)	(0.09)
Distributions from capital gains	—	—	—	—	—
Total distributions	(0.22)	(0.22)	(0.24)	(0.26)	(0.09)
Net asset value, end of period	\$10.13	\$10.34	\$11.00	\$10.89	\$10.72
Total return	0.14%	(4.10)%	3.27%	4.08%	3.18% ⁽²⁾
Ratios/supplemental data					
Net assets, end of period (in millions)	\$5	\$4	\$2	\$1.5	\$0.6
Ratio of expenses to average net assets	0.62%	0.58%	0.60%	0.61%	0.63% ⁽³⁾
Ratio of net investment income to average net assets . .	2.16%	1.99%	2.21%	2.41%	2.58% ⁽³⁾
Portfolio turnover rate	3%	12%	7%	6%	9% ⁽³⁾
Expense and net investment income ratios without the effect of the contractual fee waiver expense cap and/or contractual fee waiver, as well as additional voluntary fee waivers were:					
Ratio of expenses to average net assets	0.70%	0.66%	0.68%	0.69%	0.71% ⁽³⁾
Ratio of net investment income to average net assets . .	2.09%	1.92%	2.13%	2.33%	2.50% ⁽³⁾

* Commencement of operations.

(1) Per share amounts have been calculated using the daily average shares method.

(2) Not annualized.

(3) Annualized.

AQUILA NARRAGANSETT TAX-FREE INCOME FUND
FINANCIAL HIGHLIGHTS (continued)

	Class I				
	Year Ended March 31,				
	2023	2022	2021	2020	2019
Net asset value, beginning of period	\$10.37	\$11.03	\$10.91	\$10.74	\$10.56
Income (loss) from investment operations:					
Net investment income ⁽¹⁾	0.18	0.18	0.21	0.23	0.26
Net gain (loss) on securities (both realized and unrealized)	(0.20)	(0.66)	0.12	0.17	0.18
Total from investment operations	(0.02)	(0.48)	0.33	0.40	0.44
Less distributions:					
Dividends from net investment income	(0.19)	(0.18)	(0.21)	(0.23)	(0.26)
Distributions from capital gains	—	—	—	—	—
Total distributions	(0.19)	(0.18)	(0.21)	(0.23)	(0.26)
Net asset value, end of period	\$10.16	\$10.37	\$11.03	\$10.91	\$10.74
Total return	(0.18)%	(4.39)%	3.03%	3.74%	4.24%
Ratios/supplemental data					
Net assets, end of period (in millions)	\$0.1	\$0.3	\$0.3	\$0.2	\$0.2
Ratio of expenses to average net assets	0.94%	0.91%	0.93%	0.94%	0.83%
Ratio of net investment income to average net assets	1.82%	1.67%	1.89%	2.10%	2.47%
Portfolio turnover rate	3%	12%	7%	6%	9%
Expense and net investment income ratios without the effect of the contractual fee waiver expense cap and/or contractual fee waiver, as well as additional voluntary fee waivers were:					
Ratio of expenses to average net assets	1.01%	0.99%	1.00%	1.02%	0.91%
Ratio of net investment income to average net assets	1.75%	1.60%	1.81%	2.02%	2.39%

(1) Per share amounts have been calculated using the daily average shares method.

AQUILA NARRAGANSETT TAX-FREE INCOME FUND
FINANCIAL HIGHLIGHTS (continued)

	Class Y				
	Year Ended March 31,				
	2023	2022	2021	2020	2019
Net asset value, beginning of period	<u>\$10.36</u>	<u>\$11.02</u>	<u>\$10.91</u>	<u>\$10.74</u>	<u>\$10.57</u>
Income (loss) from investment operations:					
Net investment income ⁽¹⁾	0.21	0.22	0.24	0.26	0.28
Net gain (loss) on securities (both realized and unrealized)	<u>(0.20)</u>	<u>(0.66)</u>	<u>0.11</u>	<u>0.17</u>	<u>0.17</u>
Total from investment operations	<u>0.01</u>	<u>(0.44)</u>	<u>0.35</u>	<u>0.43</u>	<u>0.45</u>
Less distributions:					
Dividends from net investment income	(0.22)	(0.22)	(0.24)	(0.26)	(0.28)
Distributions from capital gains	—	—	—	—	—
Total distributions	<u>(0.22)</u>	<u>(0.22)</u>	<u>(0.24)</u>	<u>(0.26)</u>	<u>(0.28)</u>
Net asset value, end of period	<u>\$10.15</u>	<u>\$10.36</u>	<u>\$11.02</u>	<u>\$10.91</u>	<u>\$10.74</u>
Total return	0.10%	(4.11)%	3.24%	4.05%	4.34%
Ratios/supplemental data					
Net assets, end of period (in millions)	\$100	\$126	\$126	\$117	\$105
Ratio of expenses to average net assets	0.66%	0.61%	0.63%	0.64%	0.64%
Ratio of net investment income to average net assets	2.12%	1.97%	2.19%	2.40%	2.66%
Portfolio turnover rate	3%	12%	7%	6%	9%
Expense and net investment income ratios without the effect of the contractual fee waiver expense cap and/or contractual fee waiver, as well as additional voluntary fee waivers were:					
Ratio of expenses to average net assets	0.73%	0.69%	0.71%	0.72%	0.72%
Ratio of net investment income to average net assets	2.05%	1.90%	2.11%	2.32%	2.58%

(1) Per share amounts have been calculated using the daily average shares method.

AQUILA TAX-FREE FUND FOR UTAH
FINANCIAL HIGHLIGHTS

	Class A				
	Year Ended March 31,				
	2023	2022	2021	2020	2019
Net asset value, beginning of period	\$9.94	\$10.60	\$10.50	\$10.36	\$10.18
Income (loss) from investment operations:					
Net investment income ⁽¹⁾	0.20	0.18	0.21	0.24	0.26
Net gain (loss) on securities (both realized and unrealized)	(0.20)	(0.66)	0.10	0.14	0.18
Total from investment operations	—	(0.48)	0.31	0.38	0.44
Less distributions:					
Dividends from net investment income	(0.21)	(0.18)	(0.21)	(0.24)	(0.26)
Distributions from capital gains	—	—	—	—	—
Total distributions	(0.21)	(0.18)	(0.21)	(0.24)	(0.26)
Net asset value, end of period	\$9.73	\$9.94	\$10.60	\$10.50	\$10.36
Total return (not reflecting sales charge)	0.01%	(4.58)%	2.93%	3.72%	4.36%
Ratios/supplemental data					
Net assets, end of period (in millions)	\$178	\$224	\$252	\$229	\$204
Ratio of expenses to average net assets	0.87%	0.82%	0.85%	0.88%	0.86%
Ratio of net investment income to average net assets	2.07%	1.73%	1.94%	2.31%	2.52%
Portfolio turnover rate	12%	19%	6%	8%	14%
Expense and net investment income ratios without the effect of the contractual fee waiver were:					
Ratio of expenses to average net assets	0.89%	0.84%	0.87%	0.90%	0.89%
Ratio of net investment income to average net assets	2.05%	1.71%	1.92%	2.29%	2.49%

(1) Per share amounts have been calculated using the daily average shares method.

AQUILA TAX-FREE FUND FOR UTAH
FINANCIAL HIGHLIGHTS (continued)

	Class C				
	Year Ended March 31,				
	2023	2022	2021	2020	2019
Net asset value, beginning of period	<u>\$9.94</u>	<u>\$10.60</u>	<u>\$10.49</u>	<u>\$10.35</u>	<u>\$10.17</u>
Income (loss) from investment operations:					
Net investment income ⁽¹⁾	0.12	0.10	0.12	0.16	0.17
Net gain (loss) on securities (both realized and unrealized)	<u>(0.20)</u>	<u>(0.66)</u>	<u>0.11</u>	<u>0.14</u>	<u>0.19</u>
Total from investment operations	<u>(0.08)</u>	<u>(0.56)</u>	<u>0.23</u>	<u>0.30</u>	<u>0.36</u>
Less distributions:					
Dividends from net investment income	(0.13)	(0.10)	(0.12)	(0.16)	(0.18)
Distributions from capital gains	—	—	—	—	—
Total distributions	<u>(0.13)</u>	<u>(0.10)</u>	<u>(0.12)</u>	<u>(0.16)</u>	<u>(0.18)</u>
Net asset value, end of period	<u>\$9.73</u>	<u>\$9.94</u>	<u>\$10.60</u>	<u>\$10.49</u>	<u>\$10.35</u>
Total return (not reflecting CDSC)	(0.78)%	(5.35)%	2.21%	2.90%	3.53%
Ratios/supplemental data					
Net assets, end of period (in millions)	\$10	\$16	\$27	\$31	\$37
Ratio of expenses to average net assets	1.67%	1.62%	1.65%	1.68%	1.65%
Ratio of net investment income to average net assets	1.26%	0.93%	1.14%	1.52%	1.72%
Portfolio turnover rate	12%	19%	6%	8%	14%
Expense and net investment income ratios without the effect of the contractual expense cap and/or fee waiver were:					
Ratio of expenses to average net assets	1.69%	1.64%	1.67%	1.70%	1.68%
Ratio of net investment income to average net assets	1.24%	0.90%	1.12%	1.50%	1.69%

(1) Per share amounts have been calculated using the daily average shares method.

AQUILA TAX-FREE FUND FOR UTAH
FINANCIAL HIGHLIGHTS (continued)

	Class F				
	Year Ended March 31,				For the Period November 30, 2018* through March 31, 2019
	2023	2022	2021	2020	
Net asset value, beginning of period	\$10.00	\$10.65	\$10.54	\$10.39	\$10.12
Income (loss) from investment operations:					
Net investment income ⁽¹⁾	0.22	0.21	0.23	0.26	0.09
Net gain (loss) on securities (both realized and unrealized)	(0.20)	(0.65)	0.11	0.16	0.27
Total from investment operations	0.02	(0.44)	0.34	0.42	0.36
Less distributions:					
Dividends from net investment income	(0.23)	(0.21)	(0.23)	(0.27)	(0.09)
Distributions from capital gains	—	—	—	—	—
Total distributions	(0.23)	(0.21)	(0.23)	(0.27)	(0.09)
Net asset value, end of period	\$9.79	\$10.00	\$10.65	\$10.54	\$10.39
Total return	0.25%	(4.24)%	3.26%	4.05%	3.58% ⁽²⁾
Ratios/supplemental data					
Net assets, end of period (in millions)	\$7	\$11	\$5.3	\$2.0	\$0.7
Ratio of expenses to average net assets	0.64%	0.59%	0.61%	0.65%	0.65% ⁽³⁾
Ratio of net investment income to average net assets . .	2.30%	1.96%	2.15%	2.51%	2.71% ⁽³⁾
Portfolio turnover rate	12%	19%	6%	8%	14% ⁽³⁾
Expense and net investment income ratios without the effect of the contractual expense cap and/or fee waiver were:					
Ratio of expenses to average net assets	0.66%	0.61%	0.63%	0.67%	0.68% ⁽³⁾
Ratio of net investment income to average net assets . .	2.28%	1.93%	2.12%	2.49%	2.68% ⁽³⁾

* Commencement of operations.

(1) Per share amounts have been calculated using the daily average shares method.

(2) Not annualized.

(3) Annualized.

AQUILA TAX-FREE FUND FOR UTAH
FINANCIAL HIGHLIGHTS (continued)

	Class Y				
	Year Ended March 31,				
	2023	2022	2021	2020	2019
Net asset value, beginning of period	\$9.97	\$10.63	\$10.52	\$10.39	\$10.22
Income (loss) from investment operations:					
Net investment income ⁽¹⁾	0.22	0.20	0.23	0.26	0.28
Net gain (loss) on securities (both realized and unrealized)	(0.21)	(0.66)	0.11	0.14	0.17
Total from investment operations	0.01	(0.46)	0.34	0.40	0.45
Less distributions:					
Dividends from net investment income	(0.23)	(0.20)	(0.23)	(0.27)	(0.28)
Distributions from capital gains	—	—	—	—	—
Total distributions	(0.23)	(0.20)	(0.23)	(0.27)	(0.28)
Net asset value, end of period	\$9.75	\$9.97	\$10.63	\$10.52	\$10.39
Total return	0.12%	(4.38)%	3.23%	3.82%	4.46%
Ratios/supplemental data					
Net assets, end of period (in millions)	\$137	\$186	\$195	\$154	\$136
Ratio of expenses to average net assets	0.67%	0.62%	0.65%	0.68%	0.66%
Ratio of net investment income to average net assets	2.27%	1.93%	2.14%	2.51%	2.72%
Portfolio turnover rate	12%	19%	6%	8%	14%
Expense and net investment income ratios without the effect of the contractual expense cap and/or fee waiver were:					
Ratio of expenses to average net assets	0.69%	0.64%	0.67%	0.70%	0.69%
Ratio of net investment income to average net assets	2.25%	1.91%	2.11%	2.49%	2.69%

(1) Per share amounts have been calculated using the daily average shares method.

Broker-Defined Sales Charge Waiver Policies

The information below has been provided by the named financial intermediaries. Please contact the applicable financial intermediary with any questions regarding how it applies the policies described below or for assistance in determining whether you may qualify for a particular sales charge waiver or discount.

Merrill Lynch:

Shareholders purchasing Fund shares through a Merrill Lynch platform or account will be eligible only for the following load waivers (front-end sales charge waivers and contingent deferred, or back-end, sales charge waivers) and discounts, which may differ from those disclosed elsewhere in this Fund's prospectus or SAI.

Front-end Sales Load Waivers on Class A Shares available at Merrill Lynch

- Employer-sponsored retirement, deferred compensation and employee benefit plans (including health savings accounts) and trusts used to fund those plans, provided that the shares are not held in a commission-based brokerage account and shares are held for the benefit of the plan
- Shares purchased by a 529 Plan (does not include 529 Plan units or 529-specific share classes or equivalents)
- Shares purchased through a Merrill Lynch affiliated investment advisory program
- Shares exchanged due to the holdings moving from a Merrill Lynch affiliated investment advisory program to a Merrill Lynch brokerage (non-advisory) account pursuant to Merrill Lynch's policies relating to sales load discounts and waivers
- Shares purchased by third party investment advisors on behalf of their advisory clients through Merrill Lynch's platform
- Shares of funds purchased through the Merrill Edge Self-Directed platform (if applicable)
- Shares purchased through reinvestment of capital gains distributions and dividend reinvestment when purchasing shares of the same fund (but not any other fund within Aquila Group of Funds)
- Shares exchanged from Class C (i.e. level-load) shares of the same fund pursuant to Merrill Lynch's policies relating to sales load discounts and waivers
- Employees and registered representatives of Merrill Lynch or its affiliates and their family members
- Directors or Trustees of the Fund, and employees of the Fund's investment adviser or any of its affiliates, as described in the prospectus
- Eligible shares purchased from the proceeds of redemptions within the Aquila Group of Funds, provided (1) the repurchase occurs within 90 days following the redemption, (2) the redemption and purchase occur in the same account, and (3) redeemed shares were subject to a front-end or deferred sales load (known as Rights of Reinstatement). Automated transactions (i.e. systematic purchases and withdrawals) and purchases made after shares are automatically sold to pay Merrill Lynch's account maintenance fees are not eligible for reinstatement

CDSC Waivers on Class A and C Shares available at Merrill Lynch

- Death or disability of the shareholder
- Shares sold as part of a systematic withdrawal plan as described in the Fund's Prospectus
- Return of excess contributions from an IRA Account
- Shares sold as part of a required minimum distribution for IRA and retirement accounts pursuant to the Internal Revenue Code
- Shares sold to pay Merrill Lynch fees but only if the transaction is initiated by Merrill Lynch
- Shares acquired through a right of reinstatement
- Shares held in retirement brokerage accounts, that are exchanged for a lower cost share class due to transfer to certain fee based accounts or platforms (applicable to Class A and Class C shares only)
- Shares received through an exchange due to the holdings moving from a Merrill Lynch affiliated investment advisory program to a Merrill Lynch brokerage (non-advisory) account pursuant to Merrill Lynch's policies relating to sales load discounts and waivers

Front-end load Discounts Available at Merrill Lynch: Breakpoints, Rights of Accumulation & Letters of Intent

- Breakpoints as described in this prospectus.
- Rights of Accumulation (ROA) which entitle shareholders to breakpoint discounts as described in the Fund's prospectus will be automatically calculated based on the aggregated holding of Aquila Group of Funds assets held by accounts (including 529 program holdings, where applicable) within the purchaser's household at Merrill Lynch. Eligible Aquila Group of Funds not held at Merrill Lynch may be included in the ROA calculation only if the shareholder notifies his or her financial advisor about such assets
- Letters of Intent (LOI) which allow for breakpoint discounts based on anticipated purchases within Aquila Group of Funds, through Merrill Lynch, over a 13-month period of time (if applicable)

Morgan Stanley Smith Barney:

Effective July 1, 2018, shareholders purchasing Fund shares through a Morgan Stanley Wealth Management transactional brokerage account will be eligible only for the following front-end sales charge waivers with respect to Class A shares, which may differ from and may be more limited than those disclosed elsewhere in this Fund's Prospectus or SAI.

Front-End Sales Charge Waivers on Class A Shares available at Morgan Stanley Wealth Management

- Employer-sponsored retirement plans (e.g., 401(k) plans, 457 plans, employer-sponsored 403(b) plans, profit sharing and money purchase pension plans and defined benefit plans). For purposes of this provision, employer-sponsored retirement plans do not include SEP IRAs, Simple IRAs, SAR-SEPs or Keogh plans
- Morgan Stanley employee and employee-related accounts according to Morgan Stanley's account linking rules
- Shares purchased through reinvestment of dividends and capital gains distributions when purchasing shares of the same fund

- Shares purchased through a Morgan Stanley self-directed brokerage account
- Class C (i.e., level-load) shares that are no longer subject to a contingent deferred sales charge and are converted to Class A shares of the same fund pursuant to Morgan Stanley Wealth Management's share class conversion program
- Shares purchased from the proceeds of redemptions within the same fund family, provided (i) the repurchase occurs within 90 days following the redemption, (ii) the redemption and purchase occur in the same account, and (iii) redeemed shares were subject to a front-end or deferred sales charge.

Raymond James & Associates, Inc., Raymond James Financial Services & Raymond James affiliates ("Raymond James"):

Effective March 1, 2019, shareholders purchasing fund shares through a Raymond James platform or account, or through an introducing broker-dealer or independent registered investment adviser for which Raymond James provides trade execution, clearance, and/or custody services, will be eligible only for the following load waivers (front-end sales charge waivers and contingent deferred, or back-end, sales charge waivers) and discounts, which may differ from those disclosed elsewhere in this fund's prospectus or SAI.

Front-End Sales Load Waivers on Class A Shares available at Raymond James

- Shares purchased in an investment advisory program.
- Shares purchased within the same fund family through a systematic reinvestment of capital gains and dividend distributions.
- Employees and registered representatives of Raymond James or its affiliates and their family members as designated by Raymond James.
- Shares purchased from the proceeds of redemptions within the same fund family, provided (1) the repurchase occurs within 90 days following the redemption, (2) the redemption and purchase occur in the same account, and (3) redeemed shares were subject to a front-end or deferred sales load (known as Rights of Reinstatement).
- A shareholder in the Fund's Class C shares will have their shares converted at net asset value to Class A shares (or the appropriate share class) of the Fund if the shares are no longer subject to a CDSC and the conversion is in line with the policies and procedures of Raymond James.

CDSC Waivers on Classes A, B and C Shares available at Raymond James

- Death or disability of the shareholder.
- Shares sold as part of a systematic withdrawal plan as described in the fund's prospectus.
- Return of excess contributions from an IRA Account.
- Shares sold as part of a required minimum distribution for IRA and retirement accounts due to the shareholder reaching the qualified age based on applicable IRS regulations as described in the fund's prospectus.
- Shares sold to pay Raymond James fees but only if the transaction is initiated by Raymond James.
- Shares acquired through a right of reinstatement.

Front-End Load Discounts available at Raymond James: Breakpoints, and/or Rights of Accumulation

- Breakpoints as described in this prospectus.
- Rights of accumulation which entitle shareholders to breakpoint discounts will be automatically calculated based on the aggregated holding of fund family assets held by accounts within the purchaser's household at Raymond James. Eligible fund family assets not held at Raymond James may be included in the calculation of rights of accumulation only if the shareholder notifies his or her financial advisor about such assets.
- Letters of intent which allow for breakpoint discounts based on anticipated purchases within a fund family, over a 13-month time period. Eligible fund family assets not held at Raymond James may be included in the calculation of letters of intent only if the shareholder notifies his or her financial advisor about such assets.

Janney Montgomery Scott LLC ("Janney"):

Effective May 1, 2020, if you purchase fund shares through a Janney brokerage account, you will be eligible for the following load waivers (front-end sales charge waivers and contingent deferred sales charge ("CDSC"), or back-end sales charge, waivers) and discounts, which may differ from those disclosed elsewhere in this fund's Prospectus or SAI.

Front-end sales charge* waivers on Class A shares available at Janney

- Shares purchased through reinvestment of capital gains distributions and dividend reinvestment when purchasing shares of the same fund (but not any other fund within the fund family).
- Shares purchased by employees and registered representatives of Janney or its affiliates and their family members as designated by Janney.
- Shares purchased from the proceeds of redemptions within the same fund family, provided (1) the repurchase occurs within ninety (90) days following the redemption, (2) the redemption and purchase occur in the same account, and (3) redeemed shares were subject to a front-end or deferred sales load (i.e., right of reinstatement).
- Employer-sponsored retirement plans (e.g., 401(k) plans, 457 plans, employer-sponsored 403(b) plans, profit sharing and money purchase pension plans and defined benefit plans). For purposes of this provision, employer-sponsored retirement plans do not include SEP IRAs, Simple IRAs, SAR-SEPs or Keogh plans.
- Shares acquired through a right of reinstatement.
- Class C shares that are no longer subject to a contingent deferred sales charge and are converted to Class A shares of the same fund pursuant to Janney's policies and procedures.

CDSC waivers on Class A and C shares available at Janney

- Shares sold upon the death or disability of the shareholder.
- Shares sold as part of a systematic withdrawal plan as described in the fund's Prospectus.
- Shares purchased in connection with a return of excess contributions from an IRA account.

- Shares sold as part of a required minimum distribution for IRA and retirement accounts if the redemption is taken in or after the year the shareholder reaches qualified age based on applicable IRS regulations.
- Shares sold to pay Janney fees but only if the transaction is initiated by Janney.
- Shares acquired through a right of reinstatement.
- Shares exchanged into the same share class of a different fund.

Front-end sales charge* discounts available at Janney: breakpoints, rights of accumulation, and/or letters of intent

- Breakpoints as described in the fund’s Prospectus.
- Rights of accumulation (“ROA”), which entitle shareholders to breakpoint discounts, will be automatically calculated based on the aggregated holding of fund family assets held by accounts within the purchaser’s household at Janney. Eligible fund family assets not held at Janney may be included in the ROA calculation only if the shareholder notifies his or her financial advisor about such assets.
- Letters of intent which allow for breakpoint discounts based on anticipated purchases within a fund family, over a 13-month time period. Eligible fund family assets not held at Janney Montgomery Scott may be included in the calculation of letters of intent only if the shareholder notifies his or her financial advisor about such assets.

* Also referred to as an “initial sales charge.”

Oppenheimer & Co. Inc. (“OPCO”):

Effective May 1, 2020, shareholders purchasing Fund shares through an OPCO platform or account are eligible only for the following load waivers (front-end sales charge waivers and contingent deferred, or back-end, sales charge waivers) and discounts, which may differ from those disclosed elsewhere in this Fund’s prospectus or SAI.

Front-end Sales Load Waivers on Class A Shares available at OPCO

- Employer-sponsored retirement, deferred compensation and employee benefit plans (including health savings accounts) and trusts used to fund those plans, provided that the shares are not held in a commission-based brokerage account and shares are held for the benefit of the plan
- Shares purchased by or through a 529 Plan
- Shares purchased through a OPCO affiliated investment advisory program
- Shares purchased through reinvestment of capital gains distributions and dividend reinvestment when purchasing shares of the same fund (but not any other fund within the fund family)
- Shares purchased from the proceeds of redemptions within the same fund family, provided (1) the repurchase occurs within 90 days following the redemption, (2) the redemption and purchase occur in the same account, and (3) redeemed shares were subject to a front-end or deferred sales load (known as Rights of Restatement).
- A shareholder in the Fund’s Class C shares will have their shares converted at net asset value to Class A shares (or the appropriate share class) of the Fund if the shares are no longer subject to a CDSC and the conversion is in line with the policies and procedures of OPCO

- Employees and registered representatives of OPCO or its affiliates and their family members
- Directors or Trustees of the Fund, and employees of the Fund’s investment adviser or any of its affiliates, as described in this prospectus

CDSC Waivers on A, B and C Shares available at OPCO

- Death or disability of the shareholder
- Shares sold as part of a systematic withdrawal plan as described in the Fund’s prospectus
- Return of excess contributions from an IRA Account
- Shares sold as part of a required minimum distribution for IRA and retirement accounts due to the shareholder reaching the qualified age based on applicable IRS regulations as described in the prospectus
- Shares sold to pay OPCO fees but only if the transaction is initiated by OPCO
- Shares acquired through a right of reinstatement

Front-end load Discounts Available at OPCO: Breakpoints, Rights of Accumulation & Letters of Intent

- Breakpoints as described in this prospectus.
- Rights of Accumulation (ROA) which entitle shareholders to breakpoint discounts will be automatically calculated based on the aggregated holding of fund family assets held by accounts within the purchaser’s household at OPCO. Eligible fund family assets not held at OPCO may be included in the ROA calculation only if the shareholder notifies his or her financial advisor about such assets.

Edward D. Jones & Co. (“Edward Jones”):

Sales Waivers and Reductions in Sales Charges

Effective on or after February 1, 2021, the following information supersedes prior information with respect to transactions and positions held in fund shares through an Edward Jones system. Clients of Edward Jones (also referred to as “shareholders”) purchasing fund shares on the Edward Jones commission and fee-based platforms are eligible only for the following sales charge discounts (also referred to as “breakpoints”) and waivers, which can differ from discounts and waivers described elsewhere in the mutual fund prospectus or statement of additional information (“SAI”) or through another broker-dealer. In all instances, it is the shareholder’s responsibility to inform Edward Jones at the time of purchase of any relationship, holdings of Aquila Group of Funds, or other facts qualifying the purchaser for discounts or waivers. Edward Jones can ask for documentation of such circumstance. Shareholders should contact Edward Jones if they have questions regarding their eligibility for these discounts and waivers.

Breakpoints

- Breakpoint pricing, otherwise known as volume pricing, at dollar thresholds as described in the prospectus.

Rights of Accumulation (“ROA”)

- The applicable sales charge on a purchase of Class A shares is determined by taking into account all share classes (except certain money market funds and any assets held in group retirement plans) of Aquila Group of Funds held by the shareholder or in an account grouped by Edward Jones with other accounts for the purpose of providing certain pricing considerations (“pricing groups”). If grouping assets as a shareholder, this includes all share classes held

on the Edward Jones platform and/or held on another platform. The inclusion of eligible fund family assets in the ROA calculation is dependent on the shareholder notifying Edward Jones of such assets at the time of calculation. Money market funds are included only if such shares were sold with a sales charge at the time of purchase or acquired in exchange for shares purchased with a sales charge.

- The employer maintaining a SEP IRA plan and/or SIMPLE IRA plan may elect to establish or change ROA for the IRA accounts associated with the plan to a plan-level grouping as opposed to including all share classes at a shareholder or pricing group level.
- ROA is determined by calculating the higher of cost minus redemptions or market value (current shares x NAV).

Letter of Intent (“LOI”)

- Through a LOI, shareholders can receive the sales charge and breakpoint discounts for purchases shareholders intend to make over a 13-month period from the date Edward Jones receives the LOI. The LOI is determined by calculating the higher of cost or market value of qualifying holdings at LOI initiation in combination with the value that the shareholder intends to buy over a 13-month period to calculate the front-end sales charge and any breakpoint discounts. Each purchase the shareholder makes during that 13-month period will receive the sales charge and breakpoint discount that applies to the total amount. The inclusion of eligible fund family assets in the LOI calculation is dependent on the shareholder notifying Edward Jones of such assets at the time of calculation. Purchases made before the LOI is received by Edward Jones are not adjusted under the LOI and will not reduce the sales charge previously paid. Sales charges will be adjusted if LOI is not met.
- If the employer maintaining a SEP IRA plan and/or SIMPLE IRA plan has elected to establish or change ROA for the IRA accounts associated with the plan to a plan-level grouping, LOIs will also be at the plan-level and may only be established by the employer.

Sales Charge Waivers

Sales charges are waived for the following shareholders and in the following situations:

- Associates of Edward Jones and its affiliates and their family members who are in the same pricing group (as determined by Edward Jones under its policies and procedures) as the associate. This waiver will continue for the remainder of the associate’s life if the associate retires from Edward Jones in good-standing and remains in good standing pursuant to Edward Jones’ policies and procedures.
- Shares purchased in an Edward Jones fee-based program.
- Shares purchased through reinvestment of capital gains distributions and dividend reinvestment.
- Shares purchased from the proceeds of redeemed shares of the same fund family so long as the following conditions are met: 1) the proceeds are from the sale of shares within 60 days of the purchase, and 2) the sale and purchase are made in the same share class and the same account or the purchase is made in an individual retirement account with proceeds from liquidations in a non-retirement account.
- Shares exchanged into Class A shares from another share class so long as the exchange is into the same fund and

was initiated at the discretion of Edward Jones. Edward Jones is responsible for any remaining CDSC due to the fund company, if applicable. Any future purchases are subject to the applicable sales charge as disclosed in the prospectus.

- Exchanges from Class C shares to Class A shares of the same fund, generally, in the 84th month following the anniversary of the purchase date or earlier at the discretion of Edward Jones.

Contingent Deferred Sales Charge (“CDSC”) Waivers

If the shareholder purchases shares that are subject to a CDSC and those shares are redeemed before the CDSC is expired, the shareholder is responsible to pay the CDSC except in the following conditions:

- The death or disability of the shareholder.
- Systematic withdrawals with up to 10% per year of the account value.
- Return of excess contributions from an Individual Retirement Account (IRA).
- Shares sold as part of a required minimum distribution for IRA and retirement accounts if the redemption is taken in or after the year the shareholder reaches qualified age based on applicable IRS regulations.
- Shares sold to pay Edward Jones fees or costs in such cases where the transaction is initiated by Edward Jones.
- Shares exchanged in an Edward Jones fee-based program.
- Shares acquired through NAV reinstatement.
- Shares redeemed at the discretion of Edward Jones for Minimum Balances, as described below.

Other Important Information Regarding Transactions Through Edward Jones

Minimum Purchase Amounts

- Initial purchase minimum: \$250
- Subsequent purchase minimum: none

Minimum Balances

- Edward Jones has the right to redeem at its discretion fund holdings with a balance of \$250 or less. The following are examples of accounts that are not included in this policy:
 - A fee-based account held on an Edward Jones platform
 - A 529 account held on an Edward Jones platform
 - An account with an active systematic investment plan or LOI

Exchanging Share Classes

- At any time it deems necessary, Edward Jones has the authority to exchange at NAV a shareholder’s holdings in a fund to Class A shares of the same fund.

Robert W. Baird & Co. (“Baird”):

Effective June 15, 2020, shareholders purchasing fund shares through a Baird platform or account will only be eligible for the following sales charge waivers (front-end sales charge waivers and CDSC waivers) and discounts, which may differ from those disclosed elsewhere in this prospectus or the SAI

Front-End Sales Charge Waivers on Investors A-shares Available at Baird

- Shares purchased through reinvestment of capital gains distributions and dividend reinvestment when purchasing shares of the same fund
- Shares purchased by employees and registers representatives of Baird or its affiliate and their family members as designated by Baird
- Shares purchased using the proceeds of redemptions from an Aquila Fund, provided (1) the repurchase occurs within 90 days following the redemption, (2) the redemption and purchase occur in the same accounts, and (3) redeemed shares were subject to a front-end or deferred sales charge (known as rights of reinstatement)
- A shareholder in the Fund's Investor C Shares will have their share converted at net asset value to Investor A shares of the same fund if the shares are no longer subject to CDSC and the conversion is in line with the policies and procedures of Baird
- Employer-sponsored retirement plans or charitable accounts in a transactional brokerage account at Baird, including 401(k) plans, 457 plans, employer-sponsored 403(b) plans, profit sharing and money purchase pension plans and defined benefit plans. For purposes of this provision, employer-sponsored retirement plans do not include SEP IRAs, Simple IRAs or SAR-SEPs

CDSC Waivers on Investor A and C shares Available at Baird

- Shares sold due to death or disability of the shareholder

- Shares sold as part of a systematic withdrawal plan as described in the Fund's Prospectus
- Shares bought due to returns of excess contributions from an IRA Account
- Shares sold as part of a required minimum distribution for IRA and retirement accounts due to the shareholder reaching the qualified age based on applicable Internal Revenue Service regulations as described in the Fund's prospectus
- Shares sold to pay Baird fees but only if the transaction is initiated by Baird
- Shares acquired through a right of reinstatement

Front-End Sales Charge Discounts Available at Baird: Breakpoints and/or Rights of Accumulations

- Breakpoints as described in this prospectus
- Rights of accumulations which entitles shareholders to breakpoint discounts will be automatically calculated based on the aggregated holding of Aquila Group of Funds assets held by accounts within the purchaser's household at Baird. Eligible Aquila Group of Funds assets not held at Baird may be included in the rights of accumulations calculation only if the shareholder notifies his or her financial advisor about such assets
- Letters of Intent (LOI) allow for breakpoint discounts based on anticipated purchases of Aquila Group of Funds through Baird, over a 13-month period of time

Founders

Lacy B. Herrmann (1929-2012)
Aquila Management Corporation, Sponsor

Manager

Aquila Investment Management LLC
120 West 45th Street, Suite 3600
New York, New York 10036

Board of Trustees

Patricia L. Moss, Chair
Diana P. Herrmann, Vice Chair
Ernest Calderón
Gary C. Cornia
Grady Gammage, Jr.
Glenn P. O'Flaherty
Heather R. Overby
Lauren L. White

Officers

Diana P. Herrmann, President
Paul G. O'Brien, Senior Vice President
Randall S. Fillmore, Chief Compliance Officer
Joseph P. DiMaggio, Chief Financial Officer and Treasurer
Anita Albano, Secretary

Distributor

Aquila Distributors LLC
120 West 45th Street, Suite 3600
New York, New York 10036

Transfer and Shareholder Servicing Agent

BNY Mellon Investment Servicing (US) Inc.
118 Flanders Road
Westborough, Massachusetts 01581

Custodian

The Bank of New York Mellon
240 Greenwich Street
New York, New York 10286

Independent Registered Public Accounting Firm

Tait, Weller & Baker LLP
Two Liberty Place
50 South 16th Street, Suite 2900
Philadelphia, Pennsylvania 19102

Counsel

Morgan, Lewis & Bockius LLP
One Federal Street • Boston, Massachusetts 02110

This Prospectus concisely states information about the Funds that you should know before investing. A Statement of Additional Information about the Funds (the "SAI") has been filed with the Securities and Exchange Commission. The SAI contains information about each Fund and its management not included in this Prospectus. The SAI is incorporated by reference into this Prospectus and is therefore legally a part of this Prospectus.

The Funds' annual and semi-annual reports to shareholders contain additional information about the Funds' investments. The Funds' annual report additionally includes a discussion of the market conditions and investment strategies that significantly affected each Fund's performance during its last fiscal year. You can get the SAI and the Funds' annual and semi-annual reports without charge upon request, and request other information about the Funds and make other inquiries, by calling 800-437-1000 (toll-free) or by visiting the Funds' website at www.aquilafunds.com.

Reports and other information about the Funds are available on the EDGAR Database on the Securities and Exchange Commission's Internet site at <http://www.sec.gov>. Copies of this information may be obtained for a duplicating fee by electronic request at the following E-mail address: publicinfo@sec.gov.

The file number under which the Funds are registered with the SEC under the Investment Company Act of 1940 is 811-4503.

This Prospectus should be read and retained for future reference